





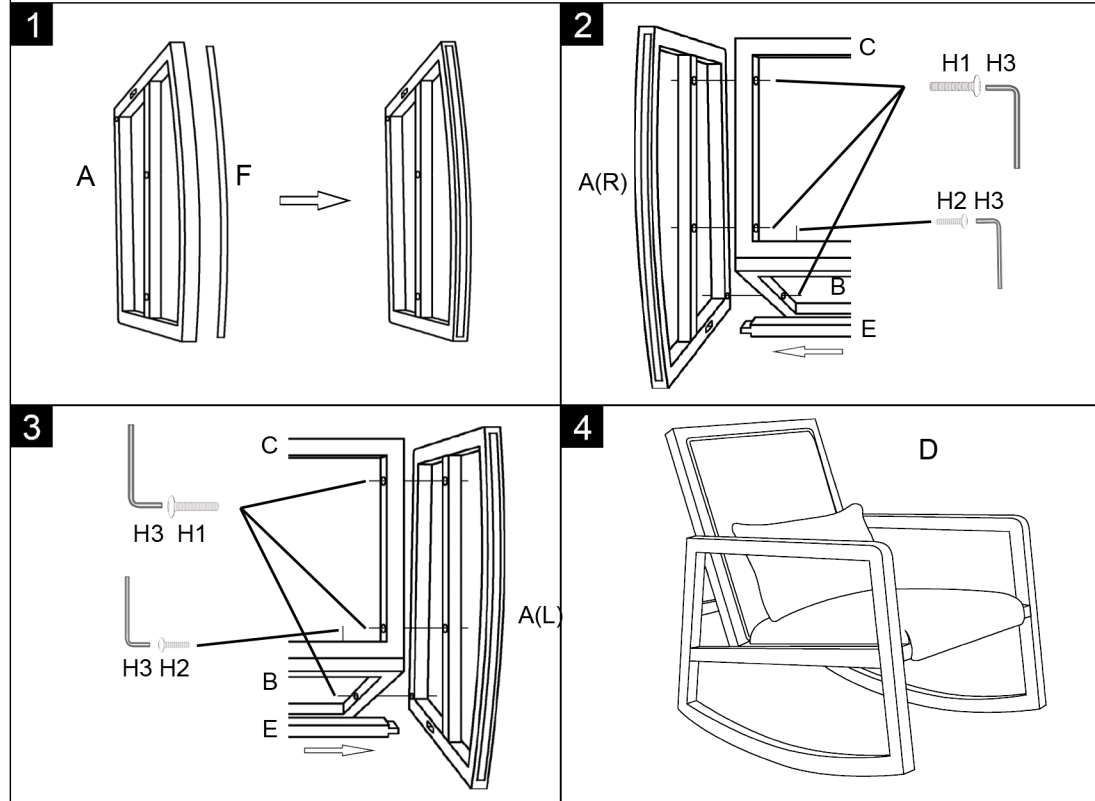
ASSEMBLY INSTRUCTION



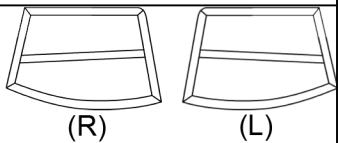





Hardware List

LABEL		DESCRIPTION	QTY
H1		Screw M8x50mm	6
H2		Screw M6x50mm	2
H3		Allen key M6	1

Assembly Steps



Component List

LABEL		DESCRIPTION	QTY
A		Arm	1
B		Back	1
C		Seat	1
D		Back cushion	1
E		Wood crosspiea	1
F		Felt pad	2

WARNING:
DO NOT STAND THE PRODUCT, DO NOT USE THIS PRODUCT AS A STEP LADDER.
DO NOT USE THIS PRODUCT UNLESS ALL BOLTS, SCREWS AND KNOBS ARE FIRMLY SECURED.
PLEASE DO NOT USE KNIFE TO OPEN ANY PARTS OR THE BOX OR PRODUCT