











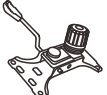
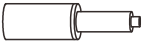




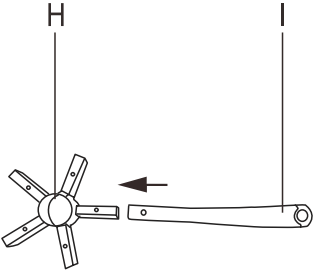
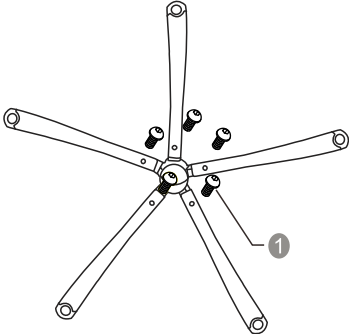
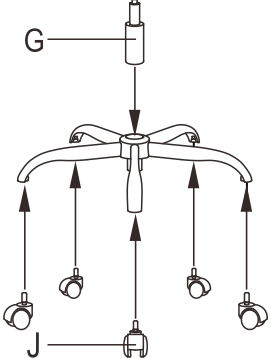
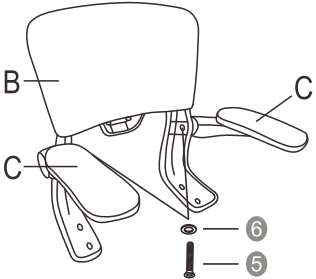
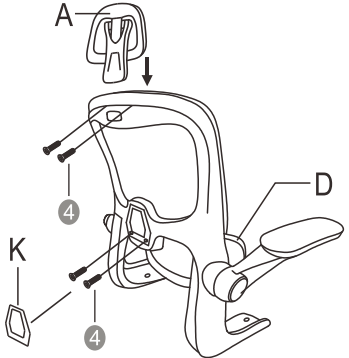
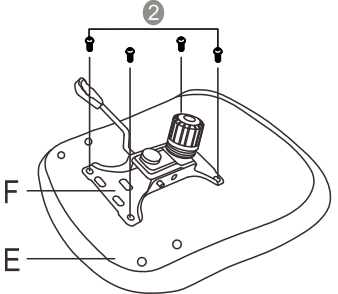
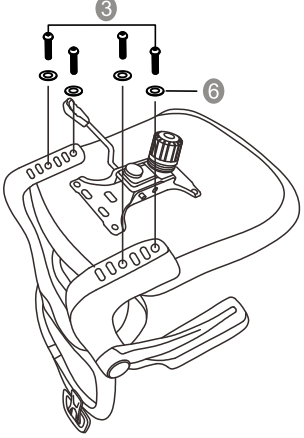


# Item Name: HW-1038H-NJ

HARDWARE	
1  M6*16MM(5+1PCS)	2  M6*20MM(4+1PCS)
3  M6*35MM(4+1PCS)	4  M6*30MM(4+1PCS)
5  M6*55MM(2+1PCS)	6  6+1PCS
7 	

INCLUDED PARTS	
A  1PCS	B  1PCS
C  2PCS	D  1PCS
E  1PCS	F  1PCS
G  1PCS	H  1PCS
I  5PCS	J  5PCS
K  1PCS	

INSTRUCTION			
<p><b>Step 1</b></p>  <p>H x 1 / I x 5</p>	<p><b>Step 2</b></p> 	<p><b>Step 3</b></p>  <p>G x 1 / J x 5</p>	<p><b>Step 4</b></p>  <p>B x 1 / C x 2</p>
<p><b>Step 5</b></p>  <p>A x 1 / D x 1 / K x 1</p>	<p><b>Step 6 ASSEMBLE INSTRUCTION</b></p>  <p>E x 1 / F x 1</p>	<p><b>Step 7</b></p> 	<p><b>Step 8</b></p> 