











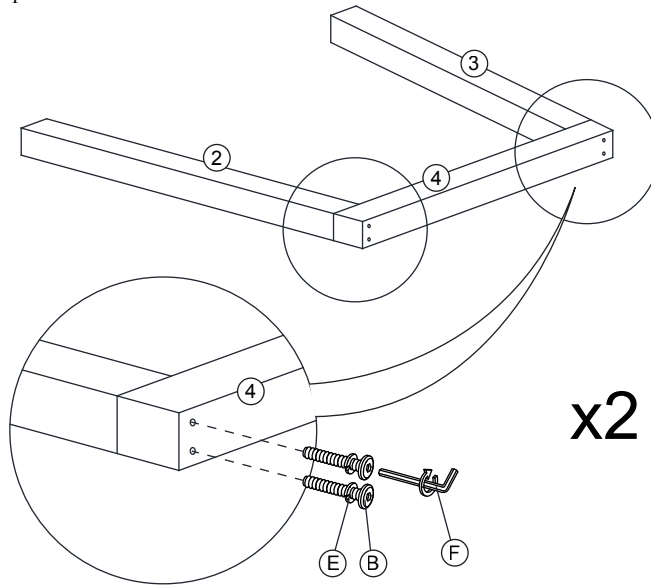


ASSEMBLY INSTRUCTION

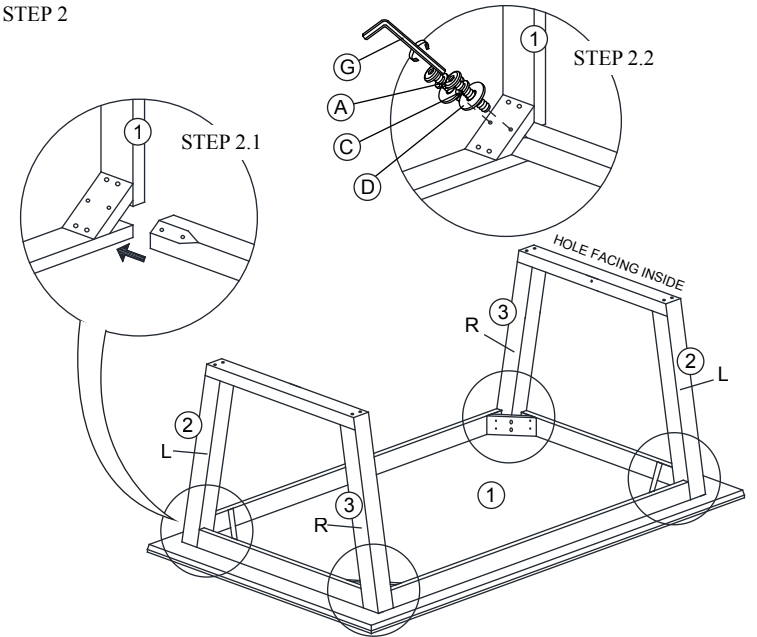
ITEM : D1DINING TABLE

NO	PART LIST	QTY
1	 TABLE TOP	1PC
2	 LEG (L)	2PCS
3	 LEG (R)	2PCS
4	 LEG SUPPORT (SHORT)	2PCS
5	 LEG SUPPORT (LONG)	1PC
ITEM	HARDWARE	QTY
A	 JCB SCREW M8 x 70mm	10PCS
B	 JCB SCREW M6 x 80mm	8PCS
C	 SPRING WASHER M8 x 13MM	10PCS
D	 FLAT WASHER M8 x 22MM	8PCS
E	 SPRING WASHER M6 x 12MM	8PCS
F	 L - KEY M4 x 100MM	1PC
G	 L - KEY M5 x 100MM	1PC

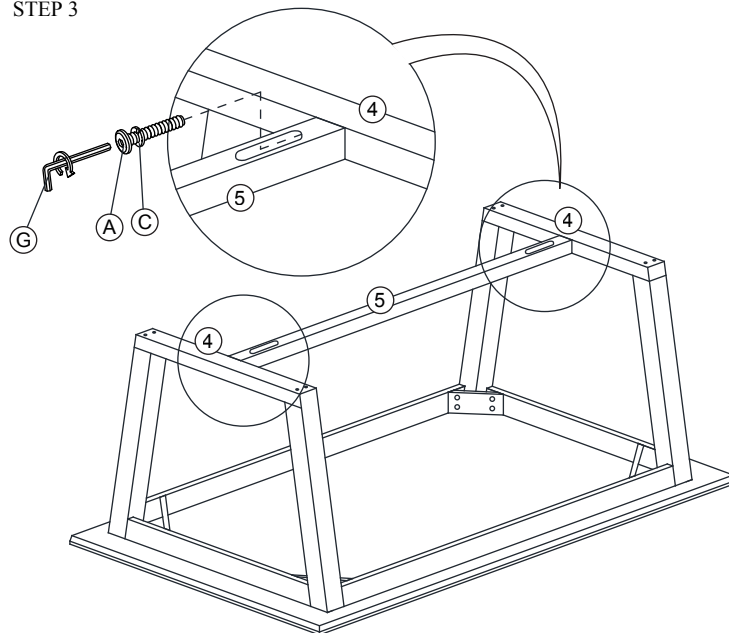
STEP 1



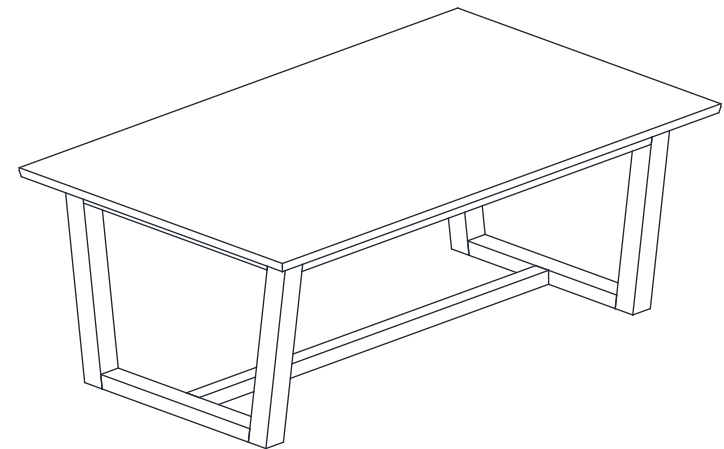
STEP 2



STEP 3



STEP 2



ASSEMBLY COMPLETE

Please do not tighten the hardware until the entire assembly is completed.