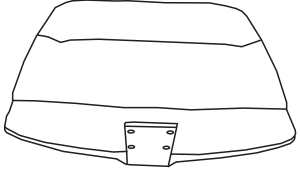
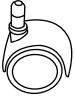
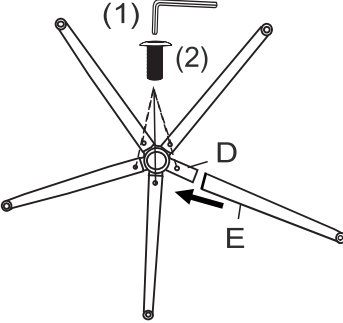
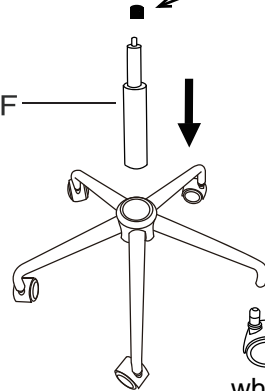

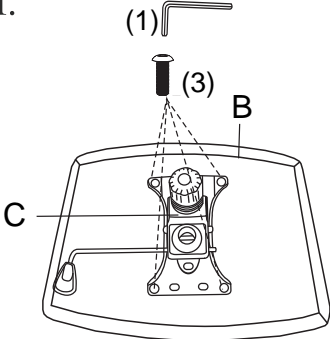


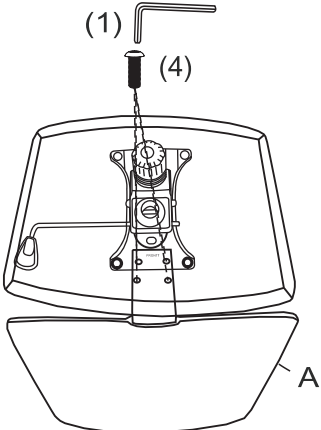
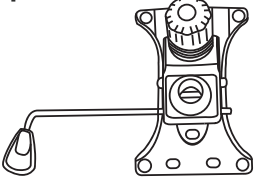















OF1015 ASSEMBLY INSTRUCTIONS

<p>Ax1</p> 	<p>Gx5</p>  <p>wheels</p>	<p>I.</p> 	<p>II.</p> <p>REMOVE THE CAP BEFORE ASSEMBLY</p>  <p>F</p>  <p>wheels G floor protectors H</p> <p>For the base, according to your personal preference, there are two options: 1. use the wheels 2. use the floor protectors</p>	<p>III.</p>  <p>(1) (3) B C</p>
<p>Bx1</p> 	<p>Hx5</p>  <p>floor protectors</p>			<p>IV.</p>  <p>(1) (4) A</p>
<p>Cx1</p> 	<p>(1)</p>  <p>M6 x1</p>	<p>(2)</p>  <p>M6x14mm x5</p>	<p>(3)</p>  <p>M6x18mm x4</p>	
<p>Dx1</p> 	<p>(2)</p>  <p>M6x14mm x5</p>			<p>(3)</p>  <p>M6x18mm x4</p>
<p>Ex5</p> 	<p>(3)</p>  <p>M6x18mm x4</p>	<p>(4)</p>  <p>M6x30mm x4</p>	<p>(4)</p>  <p>M6x30mm x4</p>	
<p>Fx1</p> 	<p>(4)</p>  <p>M6x30mm x4</p>			<p>(4)</p>  <p>M6x30mm x4</p>