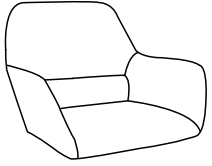
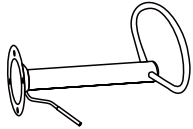


Ax1



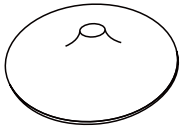
Bx1



Cx1



Dx1



Ex4



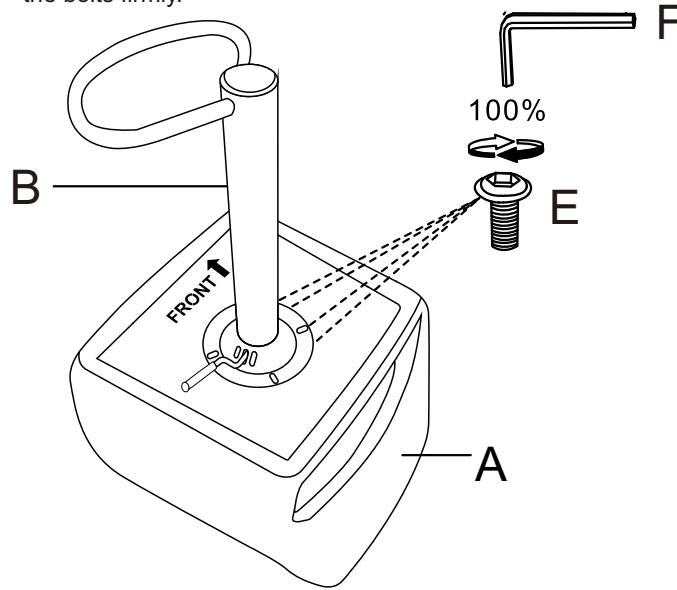
M6x20mm

Fx1



1

Connect Part B with Part A by using Part E and Part F. Make sure the footrest is opposite to the backrest. Tighten the bolts firmly.

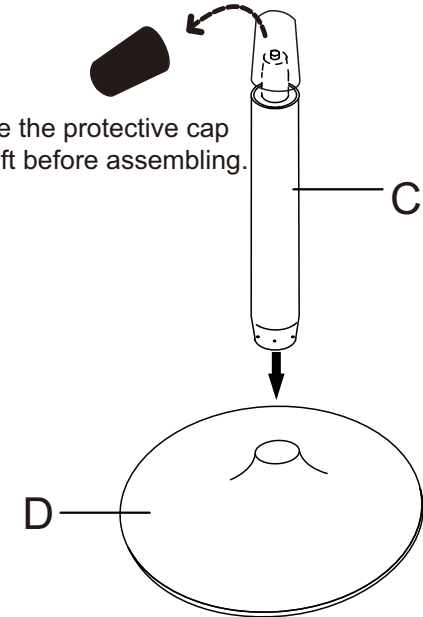


2

Insert Part C into Part D as the picture shows.

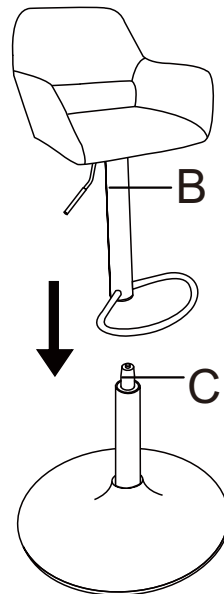


Please remove the protective cap from the gas lift before assembling.



3

Slowly place the top part down to connect with the base. Sit on the barstool to check the swivel and adjusting function.



4

Sit on the stool and use the handle underneath the seat to adjust a comfortable seat height.

