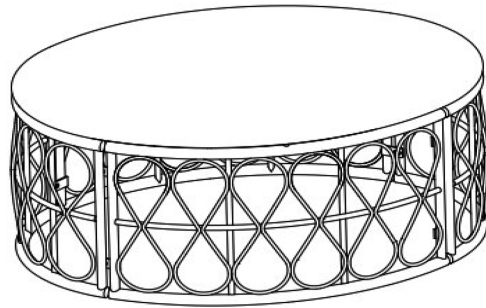


Assembly Instructions

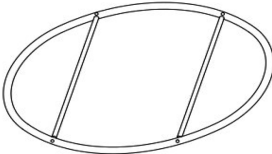

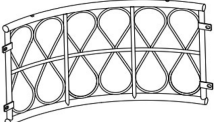
Caution : You must read this before you proceed

Sets often ship in multiple boxes and may arrive a day or two apart.

Coffee Table



Part List

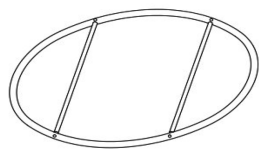
Label	Picture	Description	QTY
A		Table Top	1
B		Leg	2
C		Leg	2

Hardware


Label	Picture	Description	QTY
①		Long Bolt (M6*35mm)	5
②		Short Bolt (M6*15mm)	9
③		Washer	13
④		Allen Wrench	1

Assembly Preparation

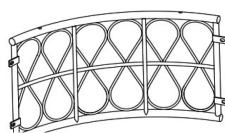
Before Beginning Assembly:



A



B



C



①



②



③



④



- Read instructions, cover to cover-



- Have 2 adults on hand for assembly-



- Do not assemble on flooring or carpet-



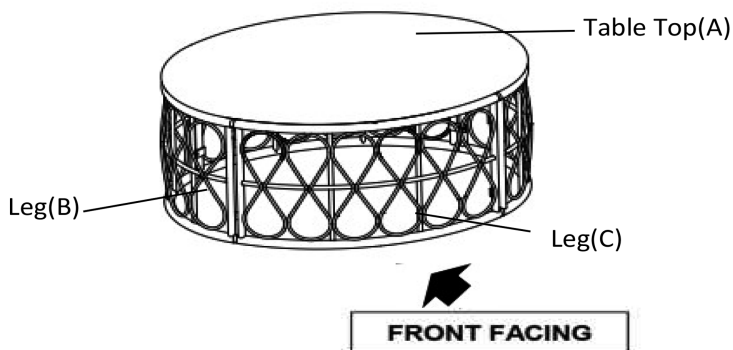
- Assemble on a clean non-marring surface (packing foam)-



- Save all packaging until finished-

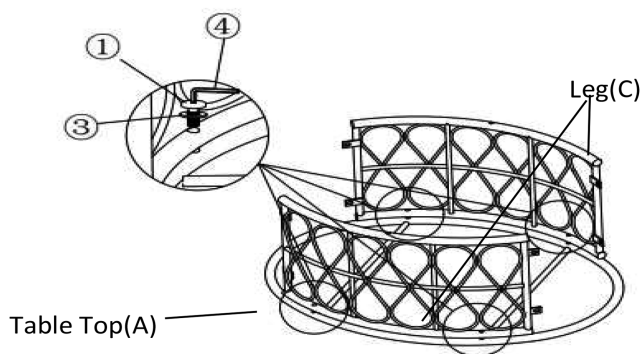
Assembly Steps

Overview



This Coffee Table has multiple parts and may require up to 30 minutes to assemble. To give you an overview of the Coffee Table parts, the above picture is to help you put the various parts into perspective. Please read through the instructions below to familiarise yourself with the parts and steps before assembly.

Step 1



Open the carton, and place all parts on a clean, non-marring surface.

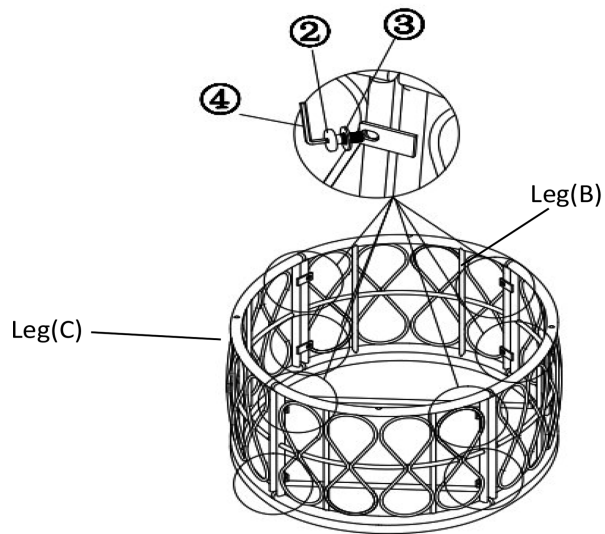
Place the Table Top(A) facedown on a clean, non-marring surface.

With the assistance of your adult partner, turn the Legs(C) over and place onto the Table Top(A).

Attach the Legs(C) to the Table Top(A) using Long Bolts(①) and Washers(③) with Allen Wrench(④).

Do not fully tighten the Bolts.

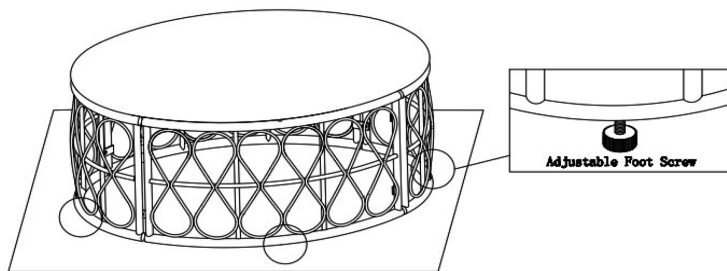
Step 2



Attach Legs(C) and Legs (B) together using the Short Bolts(②) and Washers(③) with the Allen Wrench(④).

Fully tighten all the bolts.

Step 3

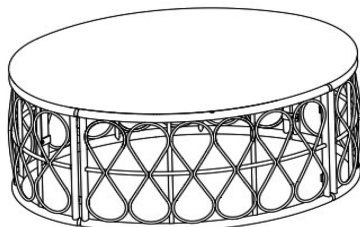


Stand the Table up.

Place the Table on a **LEVEL SURFACE** to check for wobbles.

If it wobbles, adjust the Foot Screws at the bottom of the Legs to achieve levelness

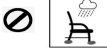










Step 4



Your Coffee Table is ready for use.

This Coffee Table can only be used on a flat and level surface.

Care & Maintenance

-  ● Prolonged exposure to rain may cause rusting which can stain floors.
-  ● Do not put hot items directly on furniture surface.
-  ● Do not clean furniture with harsh cleansers or polish.
-  ● To obtain the longest lifespan of your outdoor products, minimizing exposure to direct sunlight is recommended.
-  ● Children should not climb or jump on the furniture.
-  ● Do not write on furniture without a padded barrier to protect the surface.
-  ● To obtain the longest lifespan of your outdoor products, avoid extended and lengthy exposure to rain, snow, and direct sunshine. Whenever possible cover the product and /or place under patio or awnings.
-  ● Not for commercial use. For residential use only.
-  ● Stains may be removed with mild soap solution and damp cloth.
-  ● Keep away from sources of ignition.
-  ● Dust and pick-up spills using a clean, non-colored, lint-free cloth.

Questions & Answers about Proposition 65

• What is Proposition 65?

Proposition 65 requires businesses to provide warnings to Californians about significant exposures to chemicals that cause cancer, birth defects or other reproductive harm. These chemicals can be in the products that Californians purchase, in their homes or workplaces, or that are released into the environment. By requiring that this information be provided, Proposition 65 enables Californians to make informed decisions about their exposures to these chemicals.

Proposition 65 also prohibits California businesses from knowingly discharging significant amounts of listed chemicals into sources of drinking water.

Proposition 65 requires California to publish a list of chemicals known to cause cancer, birth defects or other reproductive harm. This list, which must be updated at least once a year, has grown to include approximately 900 chemicals since it was first published in 1987.

• What types of chemicals are on the Proposition 65 list?

The list contains a wide range of naturally occurring and synthetic chemicals that include additives or ingredients in pesticides, common household products, food, drugs, dyes, or solvents. Listed chemicals may also be used in manufacturing and construction, or they may be byproducts of chemical processes, such as motor vehicle exhaust.

• What does a warning mean?

If a warning is placed on a product label or posted or distributed at a workplace, a business, or in rental housing, the business issuing the warning is aware or believes that it is exposing individuals to one or more listed chemicals.

By law, a warning must be given for listed chemicals unless the exposure is low enough to pose no significant risk of cancer or is significantly below levels observed to cause birth defects or other reproductive harm.

• Where can I get more information on Proposition 65?

If you have specific questions on the administration or implementation of Proposition 65, you can contact OEHHA's Proposition 65 program at P65.Questions@oehha.ca.gov, or by phone at (916) 445-6900.