

ASSEMBLY INSTRUCTIONS

SKU NO. : WF302317AAN


DESCRIPTION: DRAWER MIRRORED DRESSER

IMPORTANT NOTE

****PLACE ALL PARTS ON A CLEAN AND SMOOTH SURFACE SUCH AS A RUG OR CARPET TO AVOID THE PARTS FROM BEING SCRATCHED**

****BEFORE YOU BEGIN, KINDLY FOLLOW THE ASSEMBLY INSTRUCTIONS STEP BY STEP**

****DO NOT TIGHTEN ALL SCREWS AND BOLTS UNTIL THE CABINET IS FULLY SET-UP**



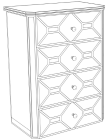


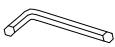


PLEASE DO NOT RETURN PRODUCT TO THE STORE

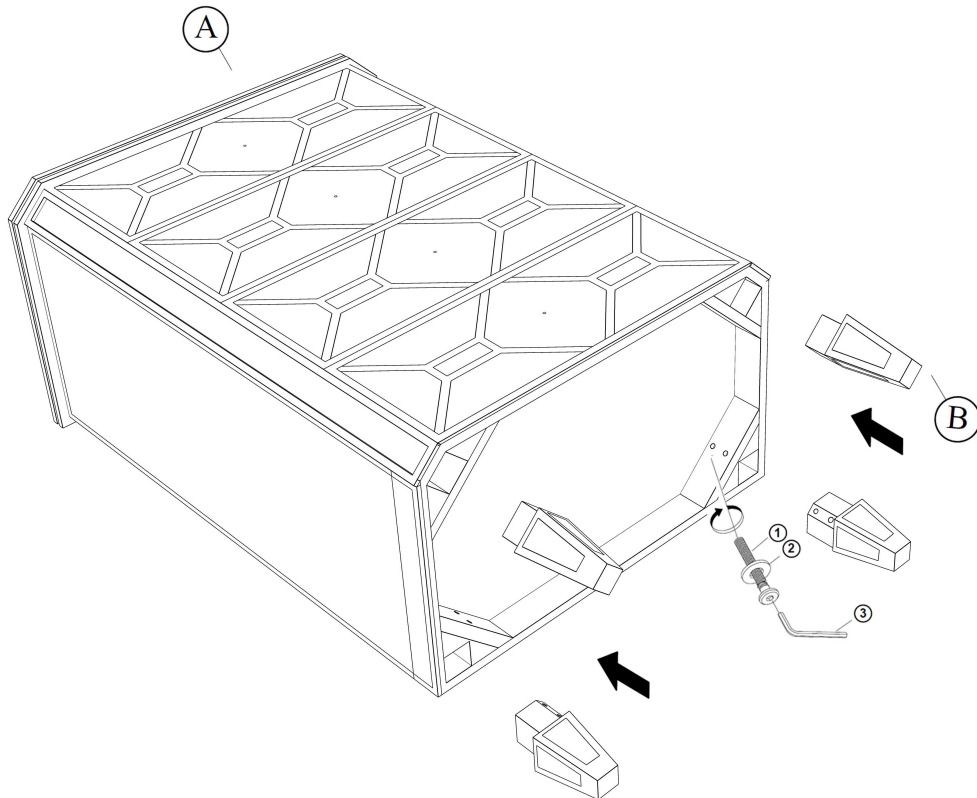
ASSEMBLY INSTRUCTIONS

SKU NO. : WF302317AAN

DESCRIPTION: DRAWER MIRRORED DRESSER

CARTONS ONLY ONE / HARDWARE LIST

PART LISTS				HARDWARE LIST			
NO	DESCRIPTION	SKETCH	Q'TY	NO	DESCRIPTION	SKETCH	Q'TY
Ⓐ	Dresser		1 PC	①	BOLT M8*45mm		8PCS
				②	WASHER M8*12mm		8PCS
				③	ALLEN KEY M4*75mm		1 PC
Ⓑ	LEGS		4PCS	④	Tipping Restraint Kit		1 SET



ASSEMBLY INSTRUCTIONS

SKU NO. : WF302317AAN

DESCRIPTION: DRAWER MIRRORED DRESSER

