


ASSEMBLY INSTRUCTION

WF323355 WF323356 WF323357

Friendly Reminder:

- 1.This sofa is packed in 3 boxes. Please assemble it After all boxes are received.
- 2.As the cushions are all vacuum compressed,there will be some wrinkles. Please give your cushions up to 72 hours to reach its original size and the wrinkles will basically disappear.
- 3.Please do not open the compressed packages until your sofa frame is completely assembled.



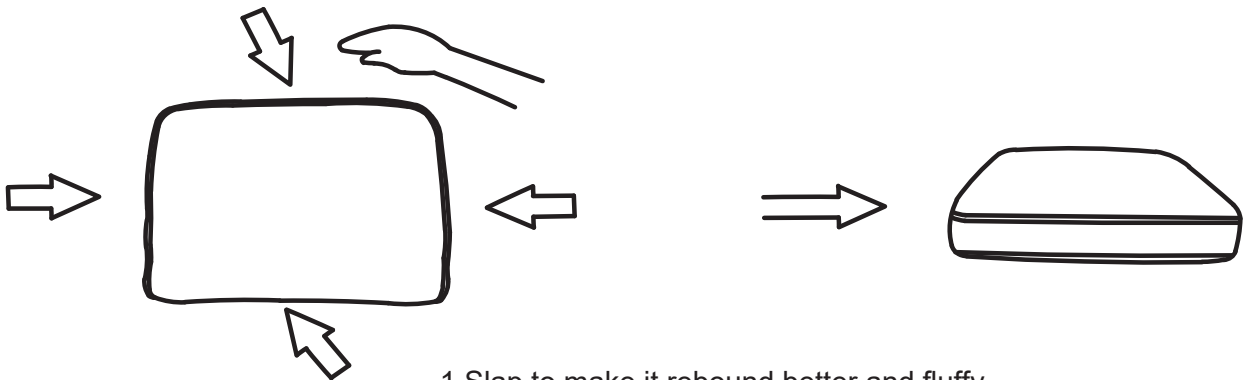
Return & Warranty policy:

- We strive to offer the highest quality products,and we also try our best to satisfy each and every customer that orders from us with replacement parts or service as needed.
- If the item is damaged or defective, please take photos as evidence for replacements and refunds.
- Please do not return to store,contact the seller if you have any troubles with this product.

TIPS:

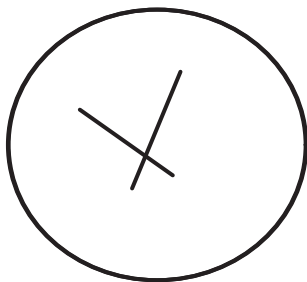
1. Due to package compression for better shipment, the fabric may have wrinkles, these wrinkles will gradually disappear.

2. Please be patient and wait for the sofa to return to its fluffy state, which will take anywhere from 72 hours to a week.



1. Slap to make it rebound better and fluffy.

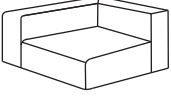
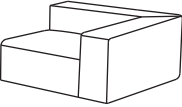
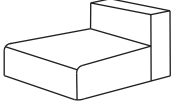
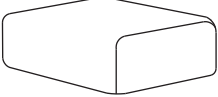

2. Knead your cushion like giving your cushion a massage while allowing the air to flow through the foam.



At least 72h

It might takes up to 72 hours, please be patient.

PART LIST:

NO	DESCRIPTION	SKETCH	QTY	
A	LEFT CORNER FRAME		1PC	WF323355 A*1 C*1 E*2 WF323356 B*1 C*1 E*2 WF323357 D*2
B	RIGHT CORNER FRAME		1PC	
C	SINGLE FRAME		2PCS	
D	FOOTSTOOL FRAME		2PCS	
E	WAIST-PILLOW		4PC	

COMPLETE

