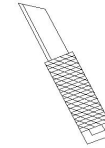


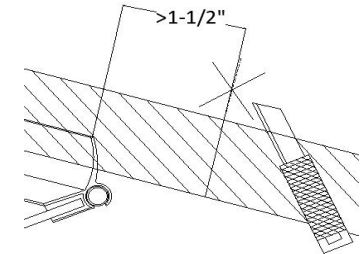
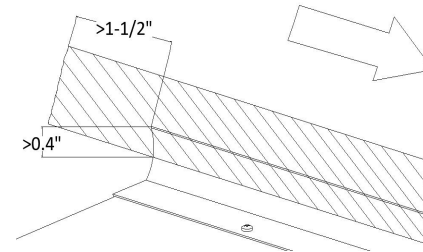
Wall Tape Sticker

- The wall tape sticker is a gifts only. It's not a part of product.
- It's able to prevent water seeping down from the tiny gap between back beam & wall.
- Refer to below instructions for installation.



Tape Sticker

- ① Pull and stick from side to side to seal and cover the tiny gap between back beam and wall.



- ② Leave at least 1-1/2" tape sticker apart from the end of back beam. The tape should at least cover the back beam 0.4".

