


ASSEMBLY INSTRUCTIONS




A 1 PCS



B 1 PCS



C 1 PCS



D 1 PCS



E 2 PCS



F 2 PCS

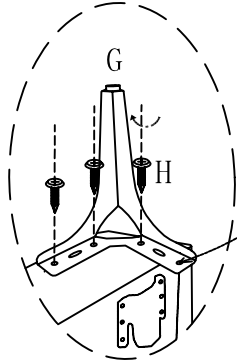
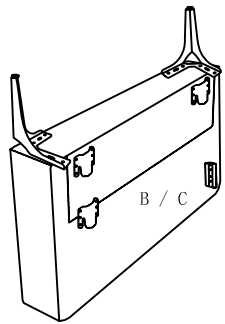


G 4 PCS

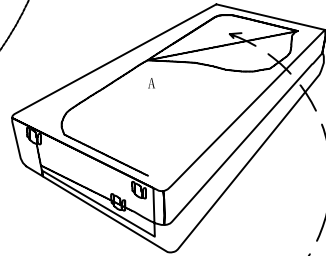


H 16 PCS

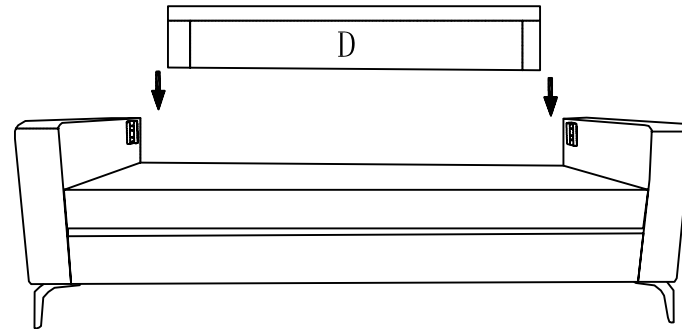
1



The hole can be screwed or not . The customer can decide for himself



3



2

