
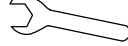









Assembly Instructions

ITEM NO.: 2316

Thank you for purchasing this quality product. Be sure to check all packing material carefully for small parts that may have come loose inside the carton during shipment. (Note: Loosely thread all screws/bolts first. Once the item is assembled then completely tighten.)

TOOLS REQUIRED				HARDWARE LIST			
PARTS LIST:							
NO	Description	Sketch	Quantity	NO	Sketch	Description	Quantity
#1		Seat Frame	1PC	#A		wrench	1PC
#2		Backrest	1PC	#B		Bolt	4PCS
#3		Back cover	1PC				
#4		Pillow	1PCS				
#5		Pillow	2PCS				
#6		Front Leg	2PCS				
#7		Rear Leg	2PCS				

