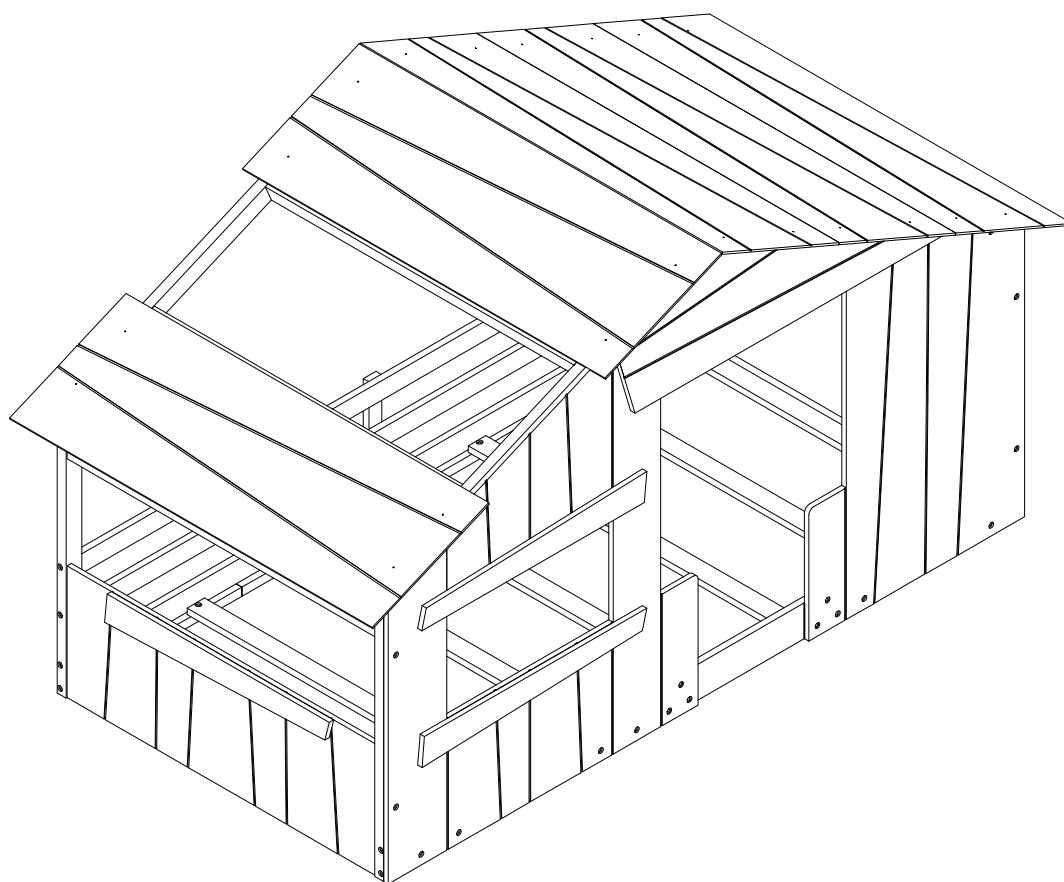
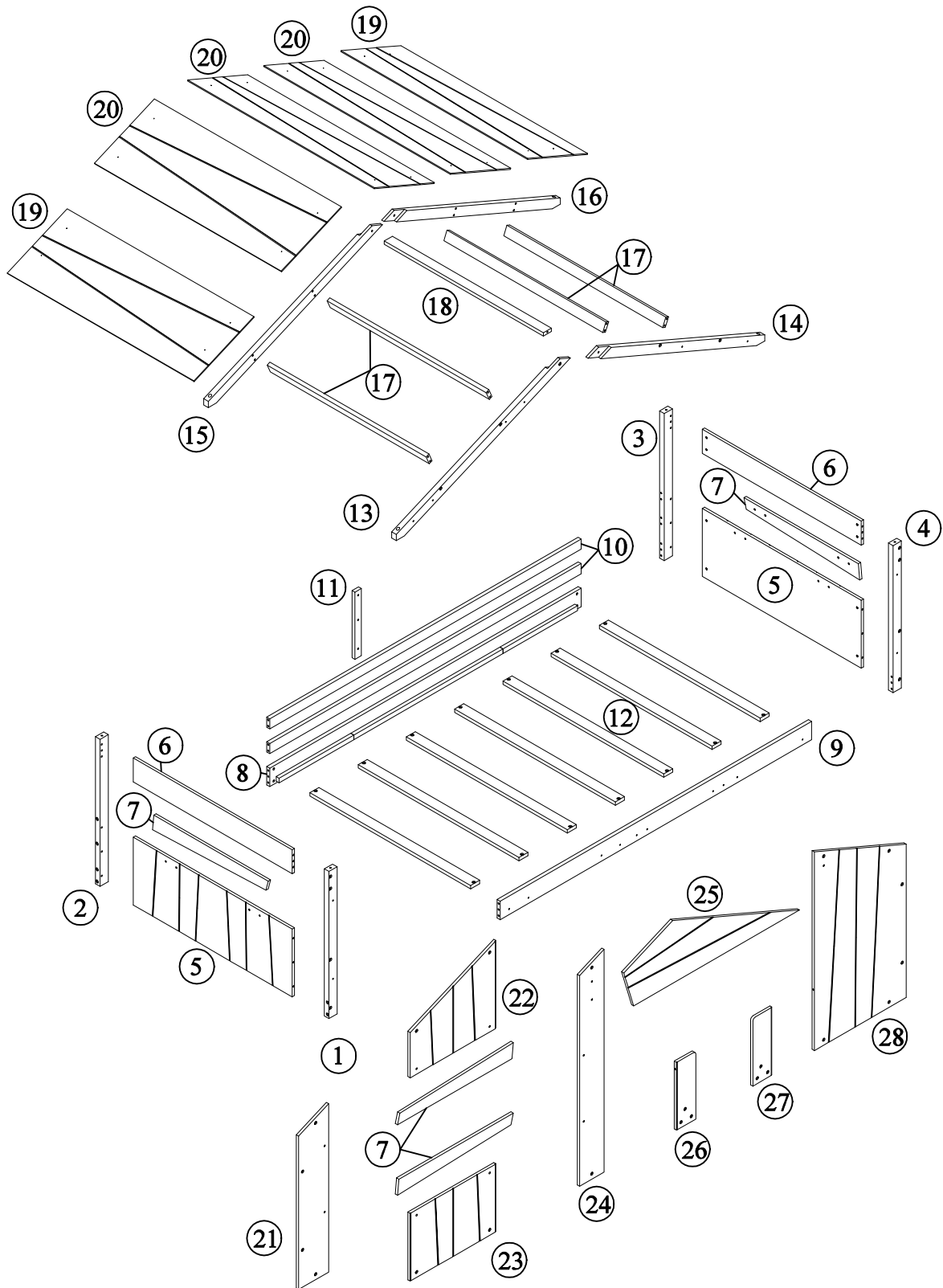


# ASSEMBLY INSTRUCTION

SKU CODE: (WF317355/WF317356)

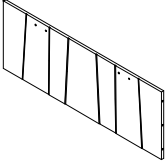
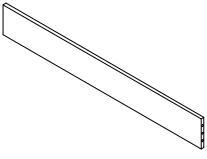
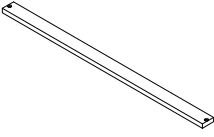
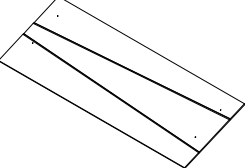
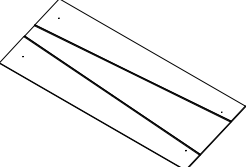

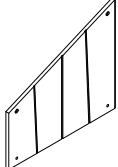
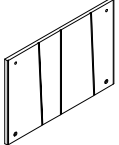

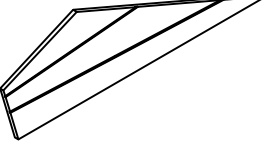


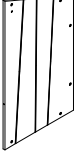


# Detail View - TWIN HOUSE BED






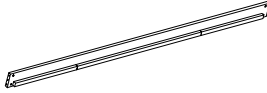
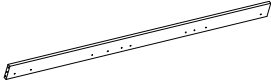


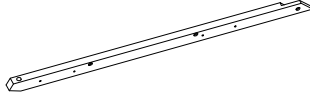

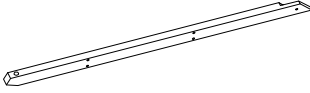

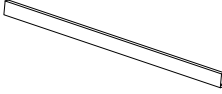
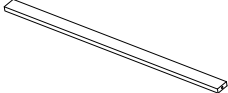


**Identifying the Hardware - Identify the hardware using the illustrations below.**













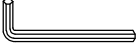
# Part List—WF317355

<p><b>5</b></p>  <p><b>Panel Headboard(A) - 2pcs</b></p>	<p><b>6</b></p>  <p><b>Panel Headboard(B) - 2pcs</b></p>
<p><b>12</b></p>  <p><b>Slat for bed - 7pcs</b></p>	<p><b>19</b></p>  <p><b>Roof Panel (A) - 2pcs</b></p>
<p><b>20</b></p>  <p><b>Roof Panel (B) - 3pcs</b></p>	<p><b>21</b></p>  <p><b>Left Panel Front - 1pc</b></p>
<p><b>22</b></p>  <p><b>Panel Window Top - 1pc</b></p>	<p><b>23</b></p>  <p><b>Panel Window Bottom - 1pc</b></p>
<p><b>24</b></p>  <p><b>Mid Panel Front - 1pc</b></p>	<p><b>25</b></p>  <p><b>Mid Panel Front Top - 1pc</b></p>
<p><b>26</b></p>  <p><b>Mid Panel Front Bottom (L) - 1pc</b></p>	<p><b>27</b></p>  <p><b>Mid Panel Front Bottom (R) - 1pc</b></p>
<p><b>28</b></p>  <p><b>Right Panel Front - 1pc</b></p>	

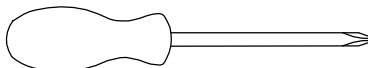
# Part List—WF317356

<p><b>1</b></p>  <p><b>Left Front Bed Column - 1pc</b></p>	<p><b>2</b></p>  <p><b>Left Rear Bed Column - 1pc</b></p>
<p><b>3</b></p>  <p><b>Right Rear Bed Column - 1pc</b></p>	<p><b>4</b></p>  <p><b>Right Front Bed Column - 1pc</b></p>
<p><b>7</b></p>  <p><b>Decorative board - 4pcs</b></p>	<p><b>8</b></p>  <p><b>Bed Side Plate Rear - 1pc</b></p>
<p><b>9</b></p>  <p><b>Bed Side Plate Front - 1pc</b></p>	<p><b>10</b></p>  <p><b>Rear Guard Rail - 2pcs</b></p>
<p><b>11</b></p>  <p><b>Support Timber - 1pc</b></p>	<p><b>13</b></p>  <p><b>Front Roof Bar Left - 1pc</b></p>
<p><b>14</b></p>  <p><b>Front Roof Bar Right - 1pc</b></p>	<p><b>15</b></p>  <p><b>Rear Roof Bar Left - 1pc</b></p>
<p><b>16</b></p>  <p><b>Rear Roof Bar Right - 1pc</b></p>	<p><b>17</b></p>  <p><b>Roof Bar Connecting (A) - 4pcs</b></p>
<p><b>18</b></p>  <p><b>Roof Bar Connecting (B) - 1pc</b></p>	




# Hardware List—WF317355

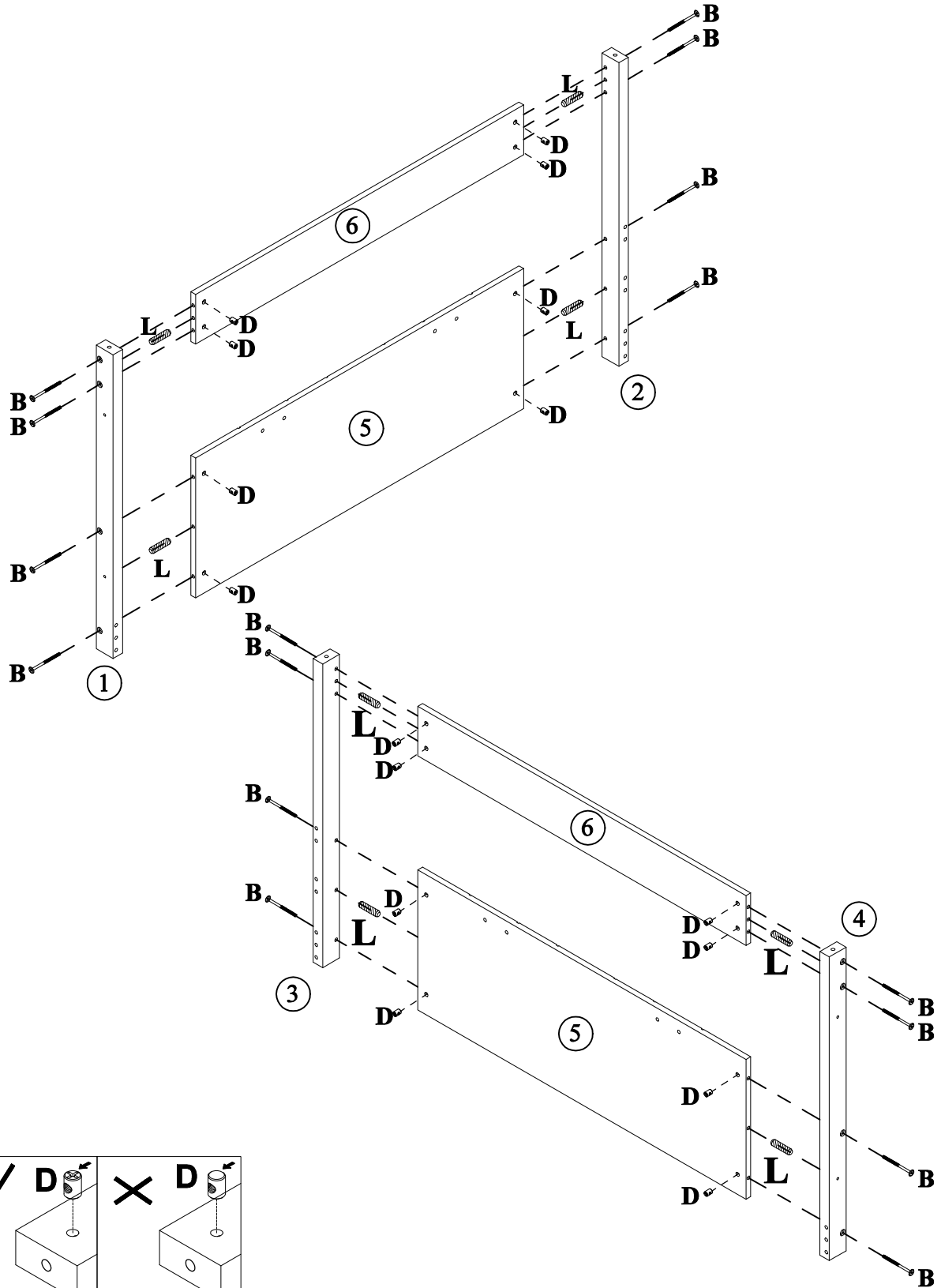
<p><b>A</b></p>  <p>ø12x1/4"x85mm</p>	<p><b>B</b></p>  <p>ø12x1/4"x65mm</p>	<p><b>C</b></p>  <p>ø12x1/4"x22mm</p>
<p>Hex-Head bolts(8pcs)</p>	<p>Hex-Head bolts(26pcs)</p>	<p>Hex-Head bolts(19pcs)</p>
<p><b>D</b></p>  <p>ø10x10mm</p>	<p><b>E</b></p>  <p>ø10x12.5mm</p>	<p><b>F</b></p>  <p>ø13x1/4"x80mm</p>
<p>Horizontal-Hole bolts(16pcs)</p>	<p>Horizontal-Hole bolts(18pcs)</p>	<p>Hex-Head screw(4pcs)</p>
<p><b>G</b></p>  <p>ø13x1/4"x60mm</p>	<p><b>I</b></p>  <p>ø13x1/4"x27mm</p>	<p><b>J</b></p>  <p>ø8xø4x15mm</p>
<p>Hex-Head screw(4pcs)</p>	<p>Hex-Head screw(25pcs)</p>	<p>Round head screw(20pcs)</p>
<p><b>K</b></p>  <p>ø8xø4x30mm</p>	<p><b>L</b></p>  <p>ø8x30mm</p>	<p><b>M</b></p>  <p>ø10x40mm</p>
<p>Round head screw(14pcs)</p>	<p>Wood dowel(10pcs)</p>	<p>Wood dowel(16pcs)</p>
<p><b>N</b></p>  <p>4mm</p> <p>Allen key(1pc)</p>		

**ASSEMBLY TOOLS REQUIRED ( NOT INCLUDED )**




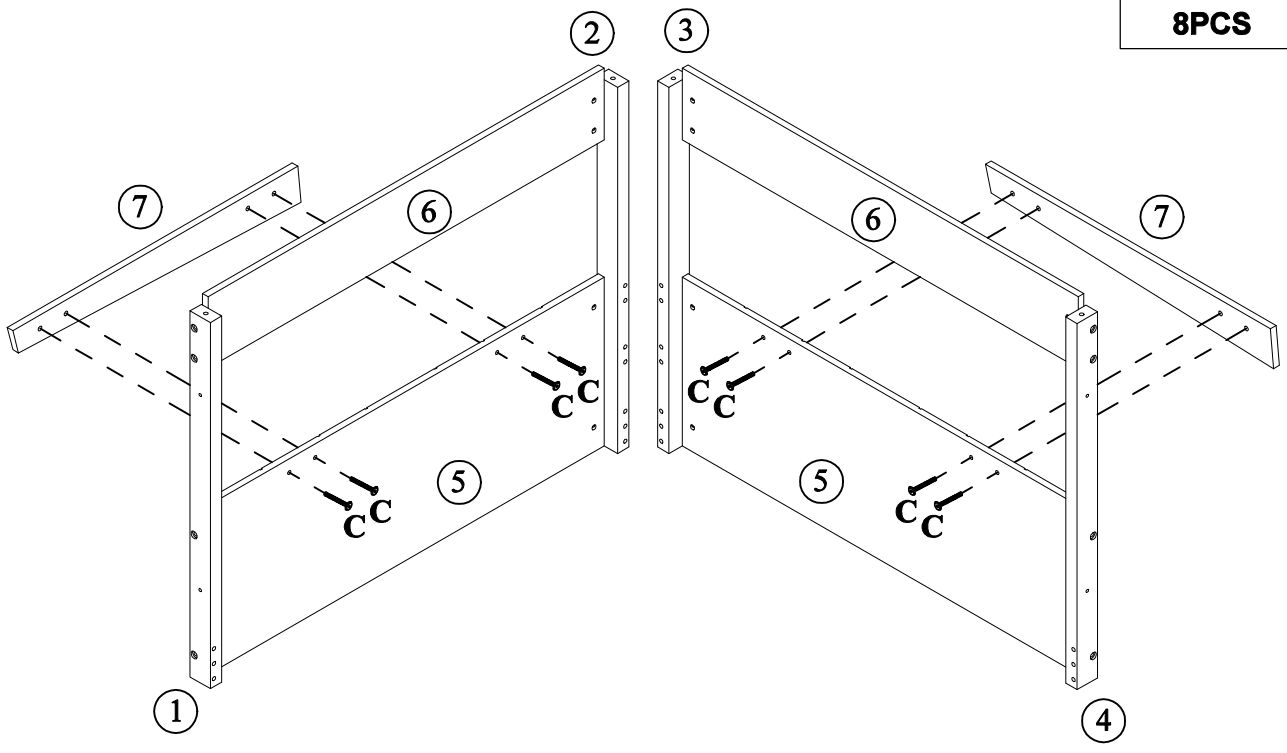
# STEP: 1

B	D	L
		
16PCS	16PCS	8PCS





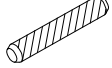


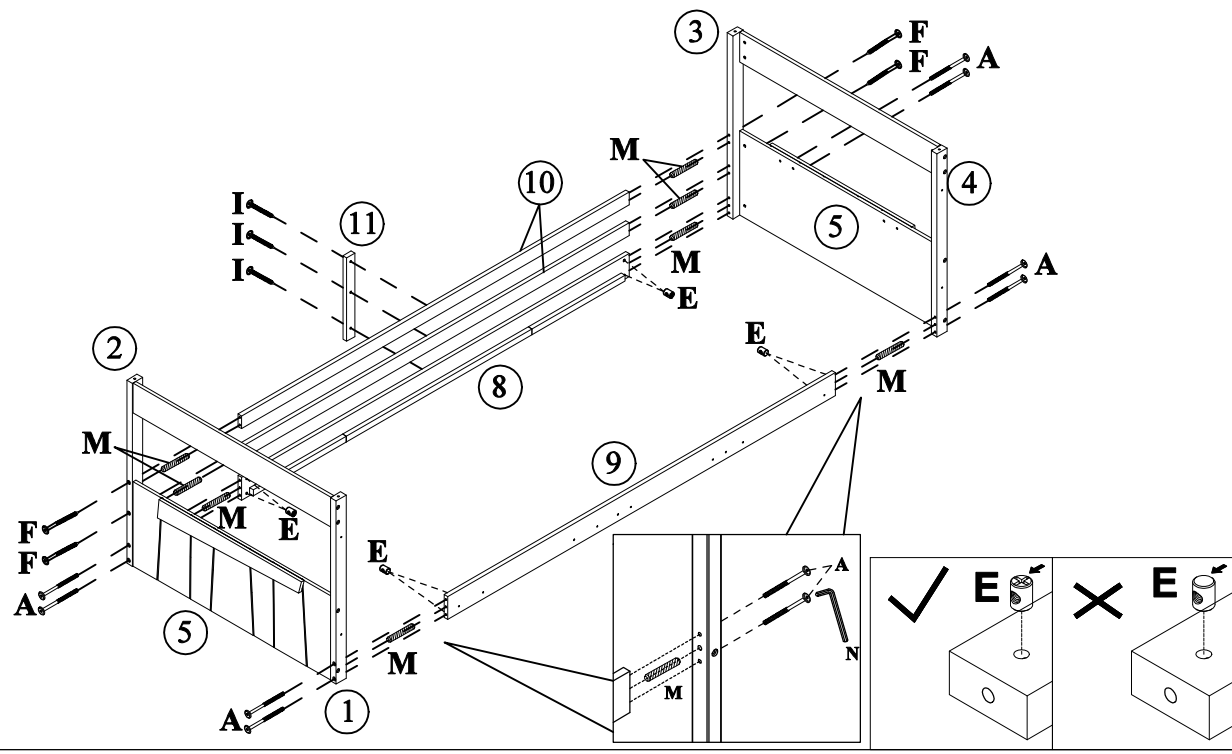
**STEP: 2**

<b>C</b>

<b>8PCS</b>



**STEP: 3**

<b>A</b>	<b>F</b>	<b>I</b>	<b>E</b>	<b>M</b>
				
<b>8PCS</b>	<b>4PCS</b>	<b>3PCS</b>	<b>8PCS</b>	<b>8PCS</b>

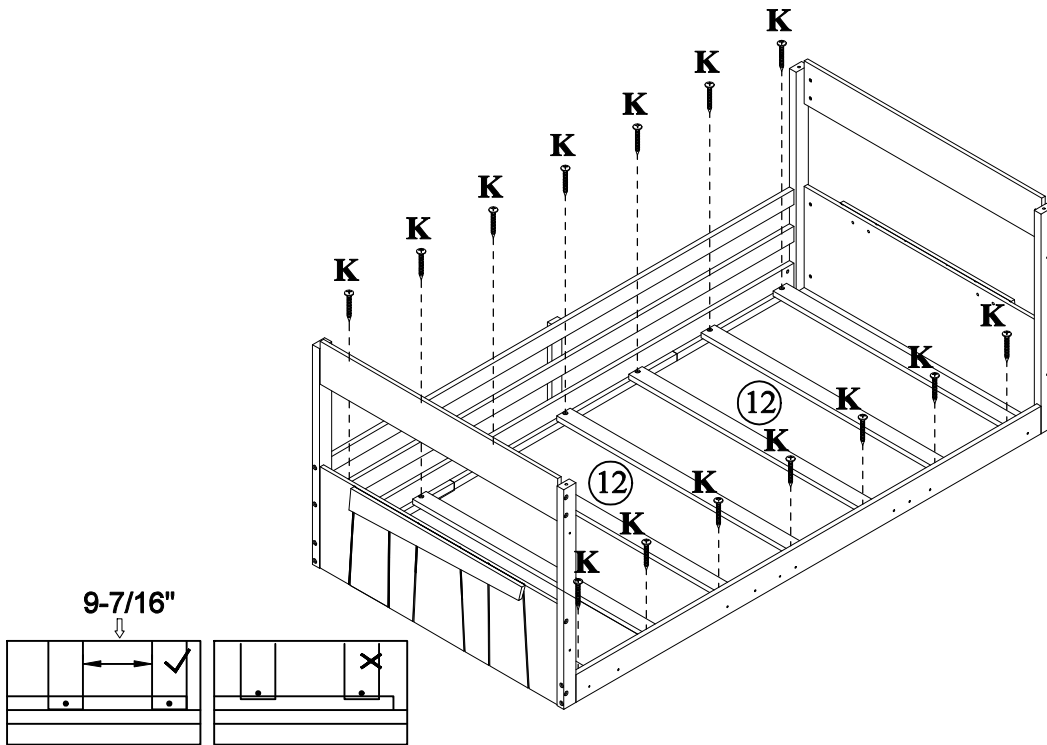


### STEP: 4

**K**



**14PCS**



Note: Do not lock the screws of the bed slats to the outermost edge the bed slats, you need to leave a certain space at the edges, otherwise it will cause the board to break.

### STEP: 5

**B**



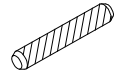
**8PCS**

**E**

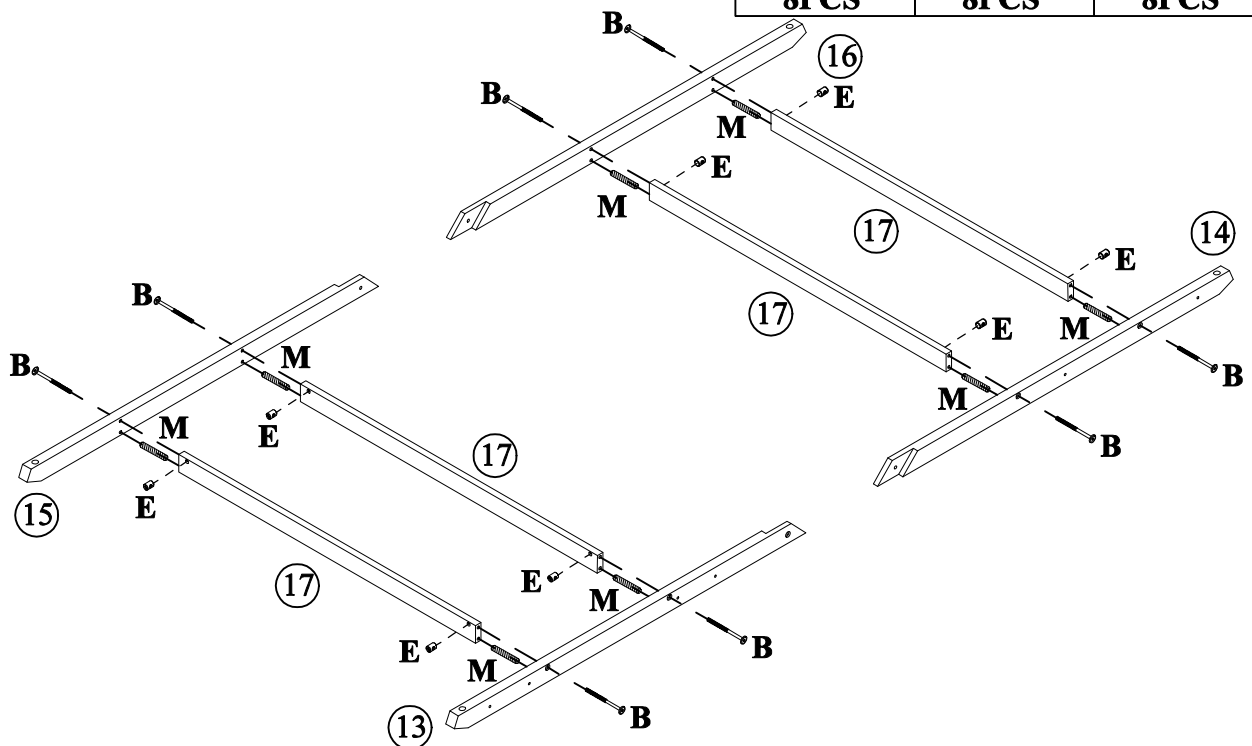


**8PCS**

**M**





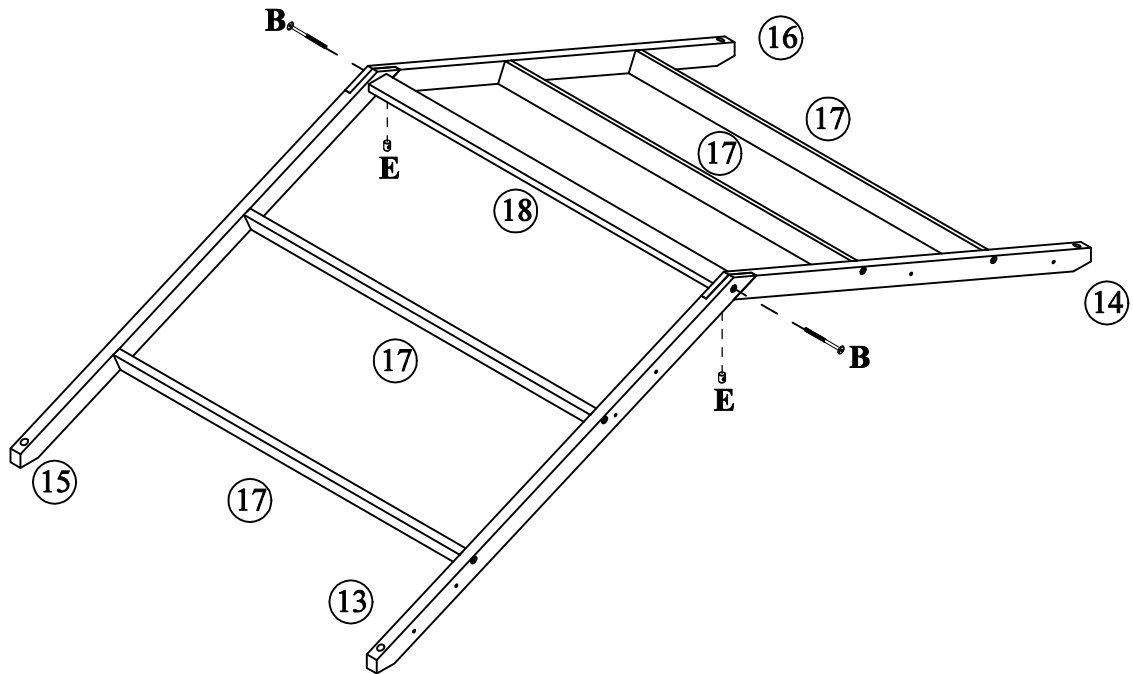
**8PCS**






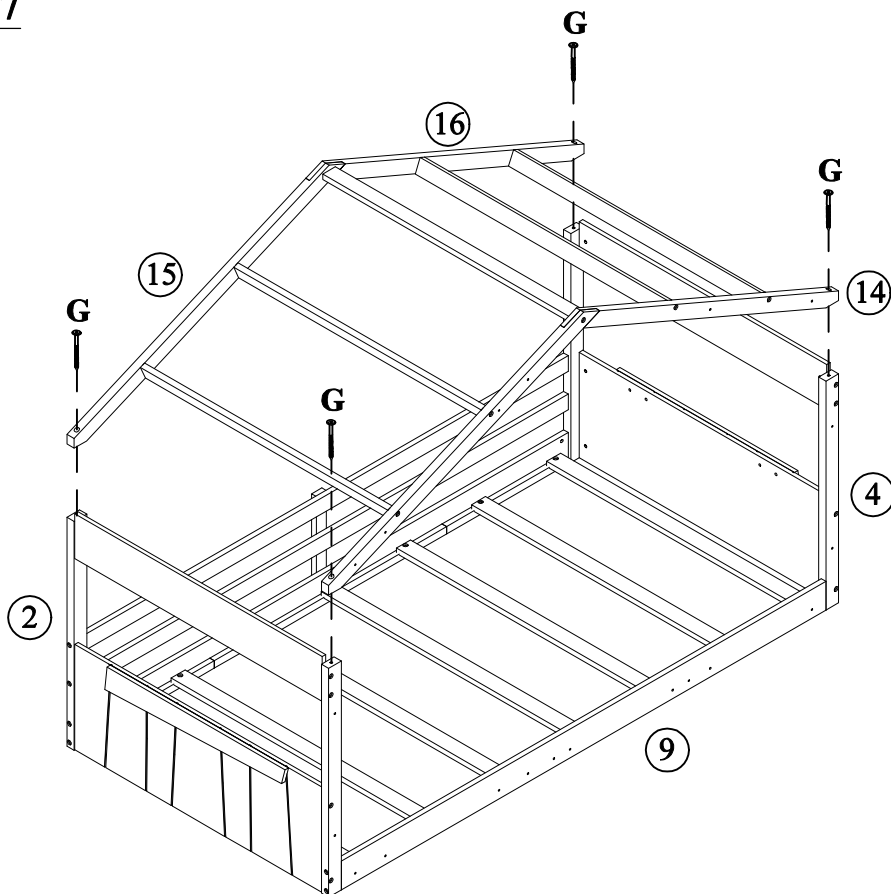
**STEP: 6**

<b>B</b>		<b>E</b>	
<b>2PCS</b>		<b>2PCS</b>	



**STEP: 7**

<b>G</b>	
<b>4PCS</b>	

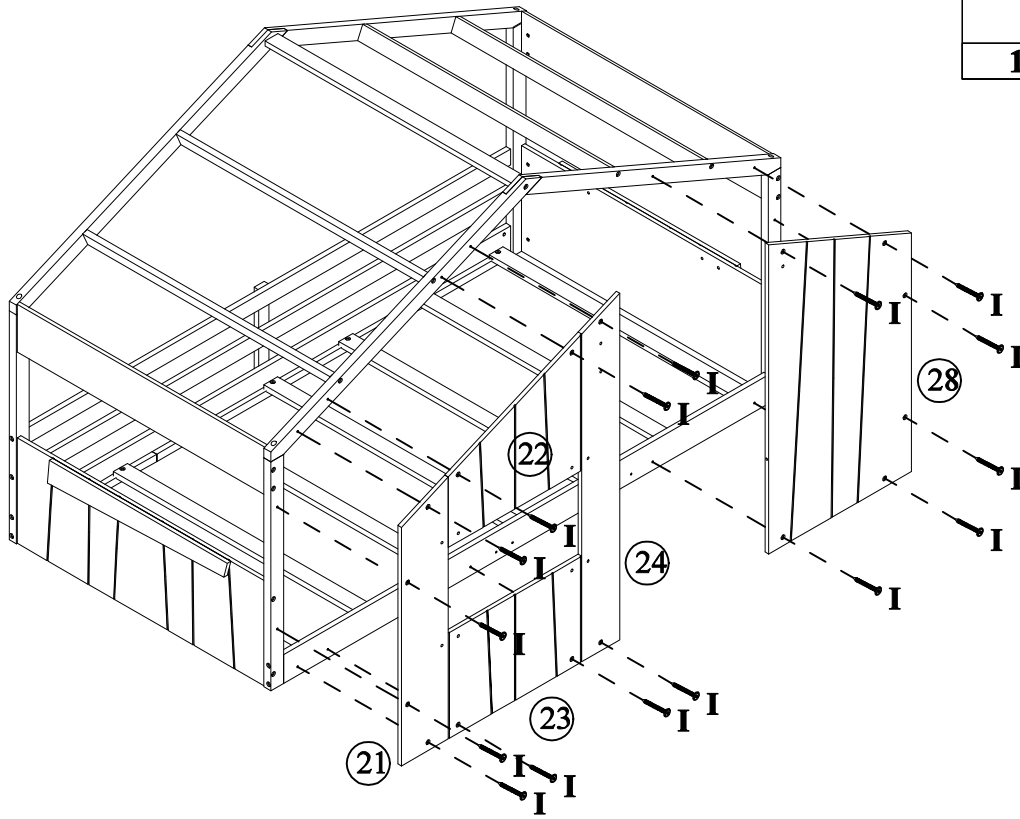


**STEP: 8**

**I**

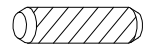


**16PCS**

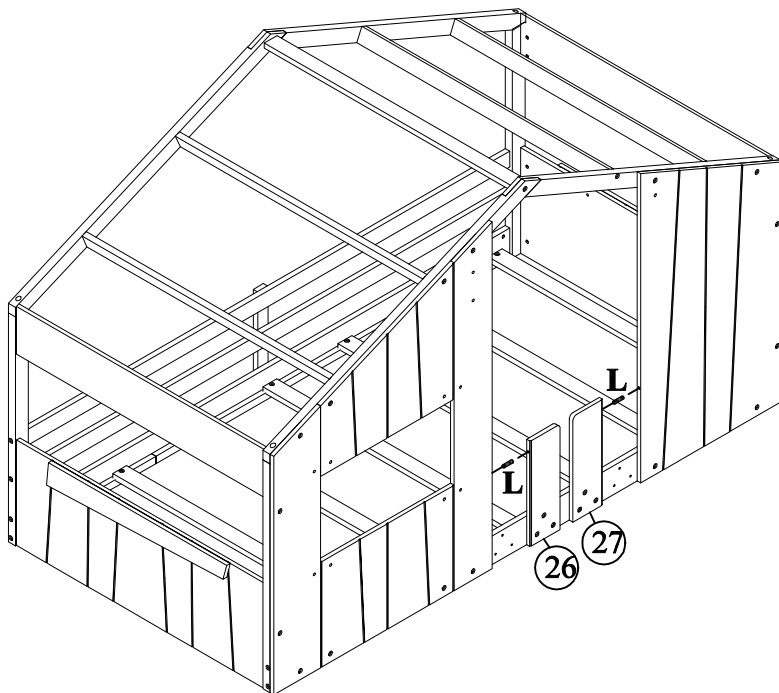


**STEP: 9**

**L**



**2PCS**

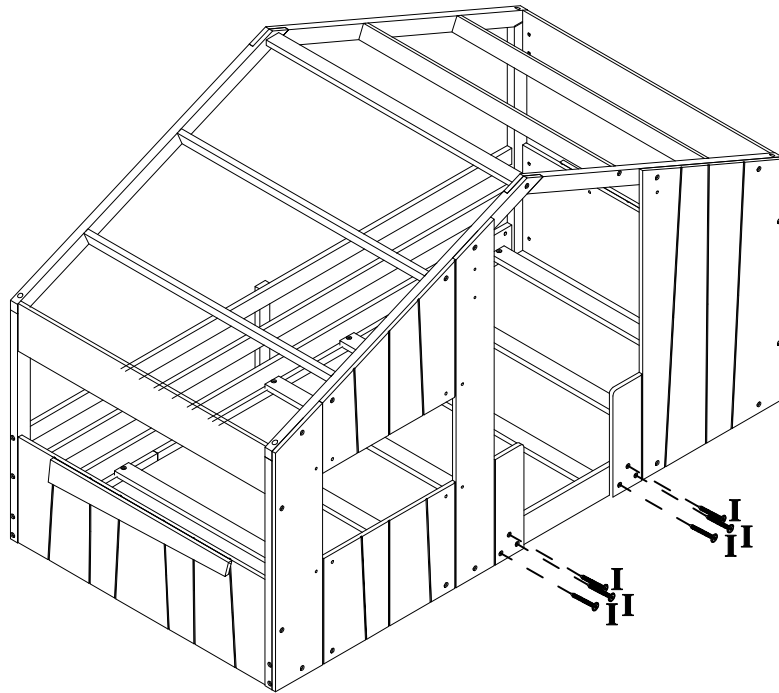


**STEP: 10**

**I**



**6PCS**

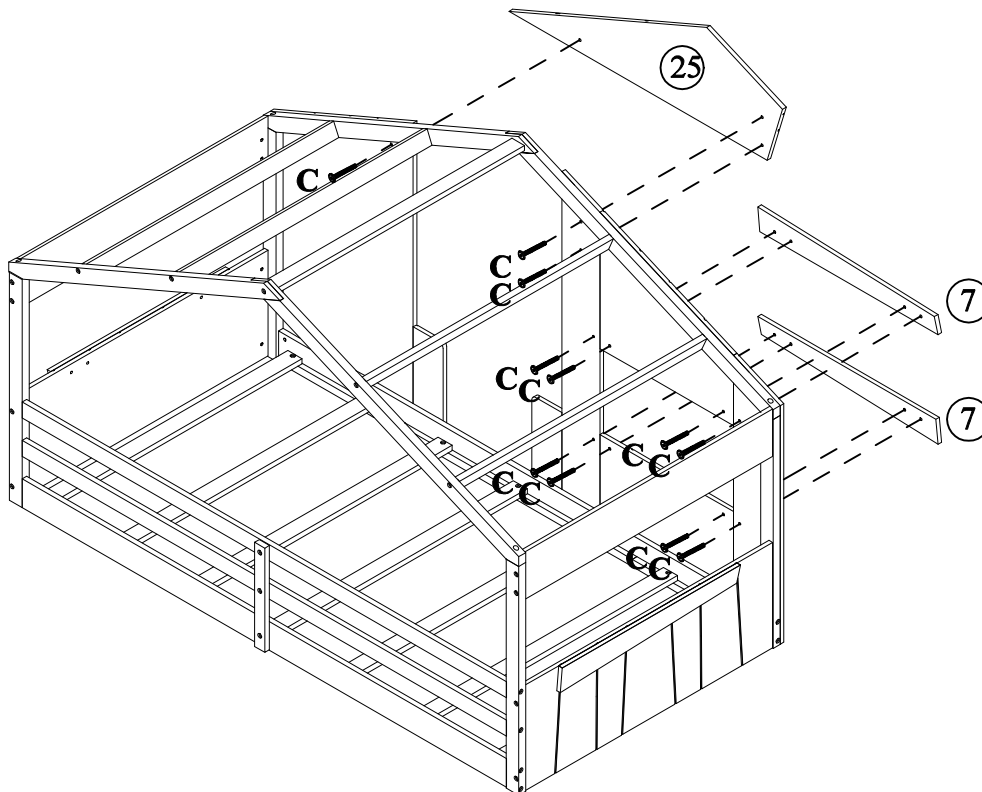


**STEP: 11**

**C**



**11PCS**

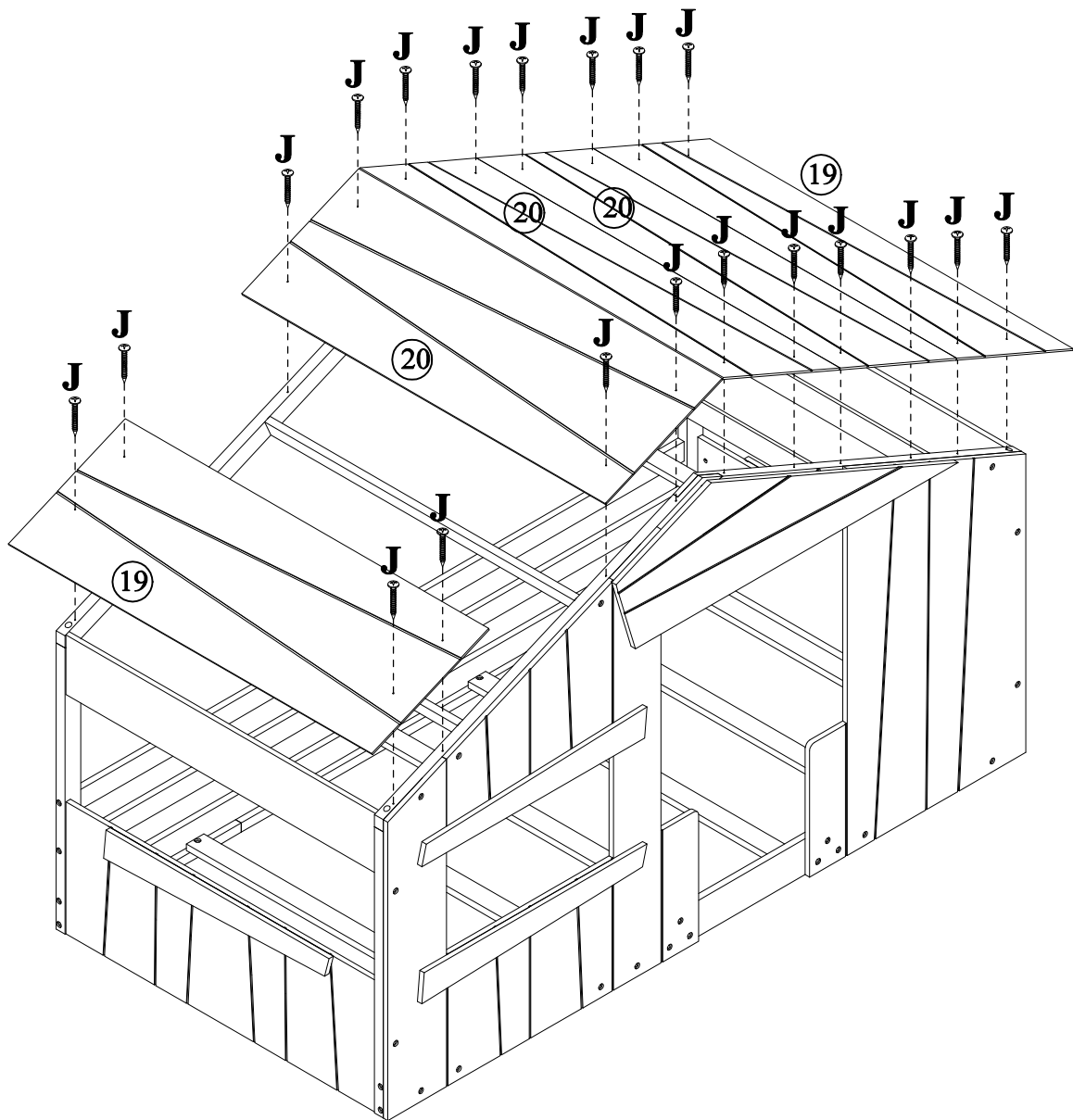


**STEP: 12**

**J**



**20PCS**



**STEP:13**

