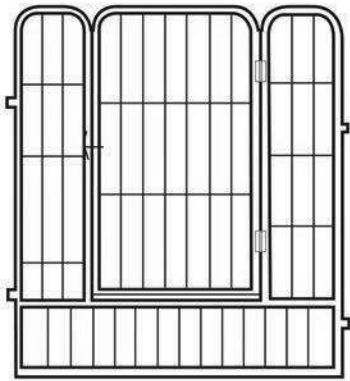


Installation of the Pet Fence(16 pieces)


Package Contents



Front door
(2 pieces)

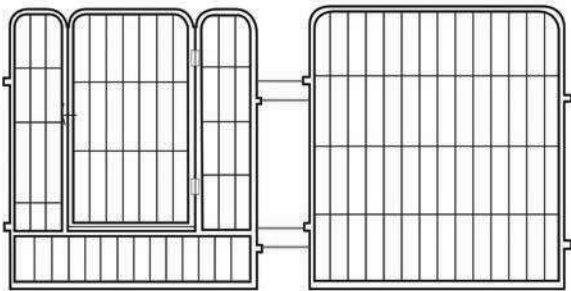


Connecting
Sticks (17 pieces)

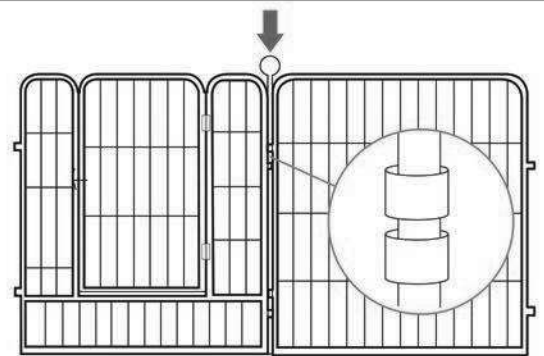


Side Fences
(14 pieces)

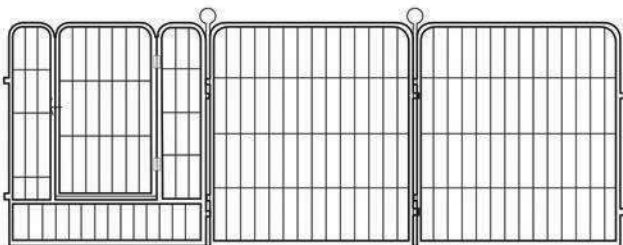
INSTALLATION STEPS



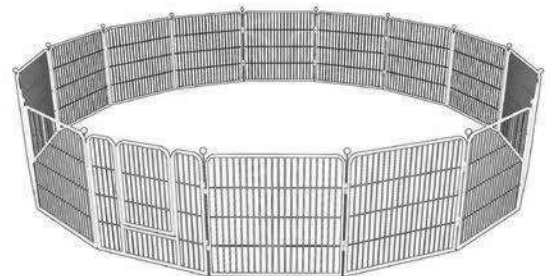
- 01** Please pay attention to the connection holes on the both sides of the fences. The holes on the left side will be higher than those on the right side.



- 02** Line up the holes of the two fences and insert the connecting stick to connect the fences.



- 03** Repeat the step 2 to connect all the pieces of fence and the door together.



- 04** Adjust the shape of the playpens as you wish before fix them in the ground.