

ASSEMBLY INSTRUCTIONS

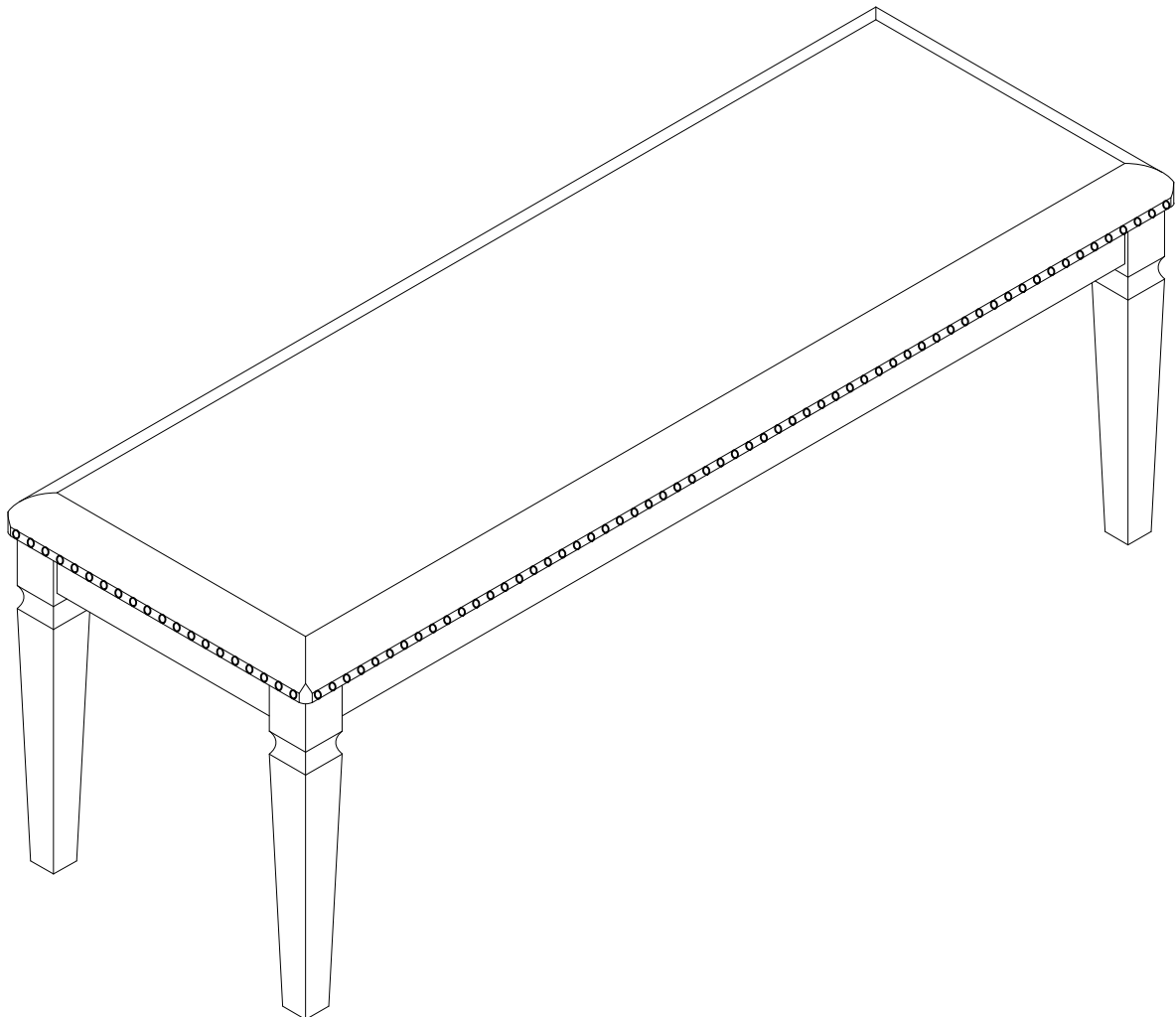
SKU NO. : WF318394
DESCRIPTION : BENCH

IMPORTANT NOTE

****PLACE ALL PARTS ON A CLEAN AND SMOOTH SURFACE SUCH AS A RUG OR CARPET TO AVOID THE PARTS FROM BEING SCRATCHED**

****BEFORE YOU BEGIN, KINDLY FOLLOW THE ASSEMBLY INSTRUCTIONS STEP BY STEP**

****DO NOT TIGHTEN ALL SCREWS AND BOLTS UNTIL THE BENCH IS FULLY SET-UP**

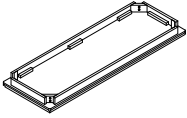

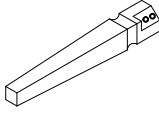


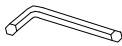


PLEASE DO NOT RETURN PRODUCT TO THE STORE

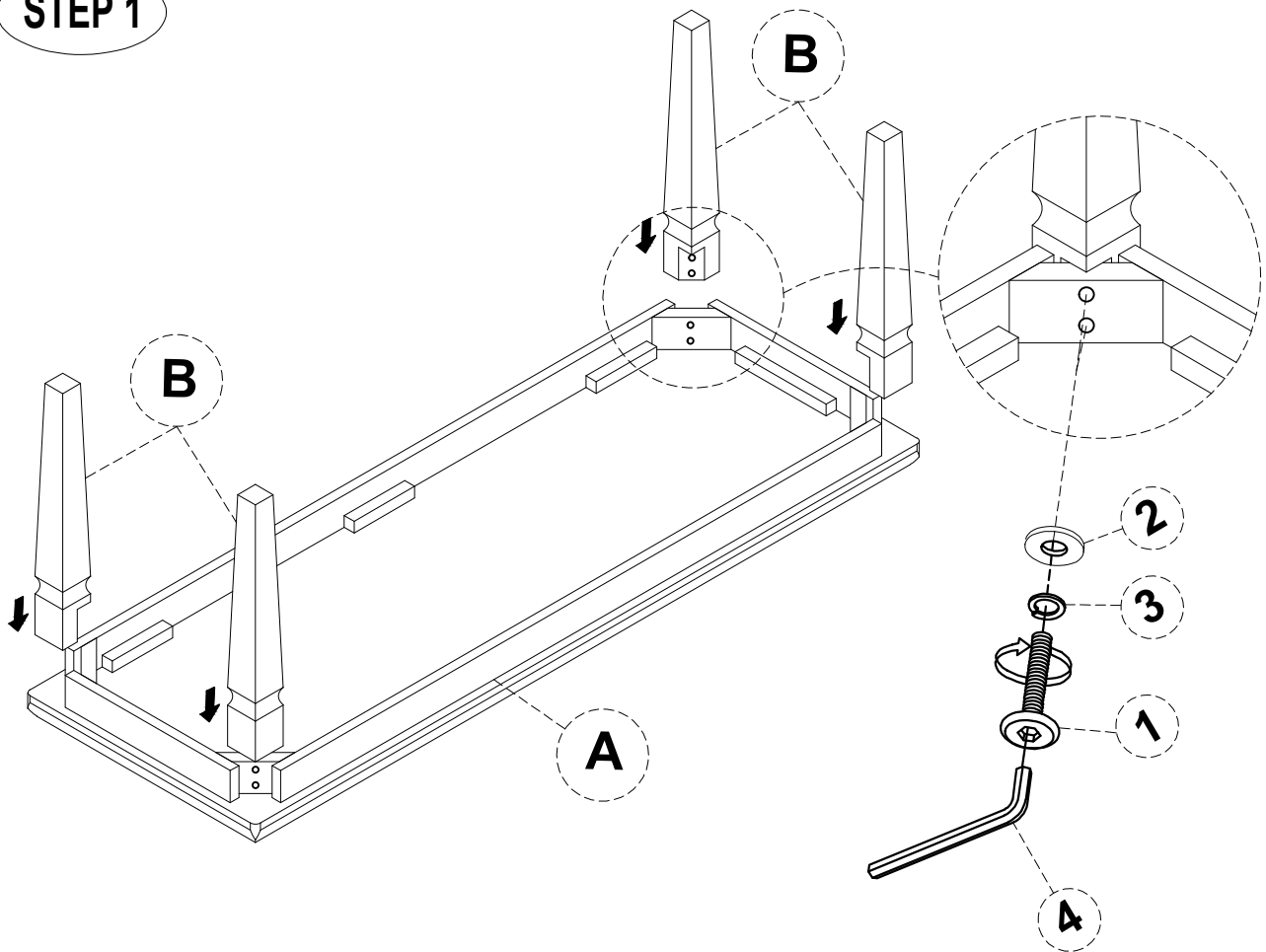
ASSEMBLY INSTRUCTIONS

SKU NO. : WF318394
DESCRIPTION : BENCH

CARTONS ONLY ONE / HARDWARE LIST

PART LISTS				HARDWARE LIST			
NO	DESCRIPTION	SKETCH	Q'TY	NO	DESCRIPTION	SKETCH	Q'TY
Ⓐ	SEAT CUSHION		1 PC	①	BOLT Ø5/16*50mm		8 PCS
Ⓑ	LEGS		4 PCS	②	WASHER Ø5/16"*19mm		8 PCS
				③	SPRING WASHER Ø5/16"*11mm		8 PCS
				④	ALLEN KEY M4*60mm		1 PC

STEP 1



ASSEMBLY INSTRUCTIONS

SKU NO. : WF318394
DESCRIPTION : BENCH

COMPLETE

