

ASSEMBLY INSTRUCTIONS

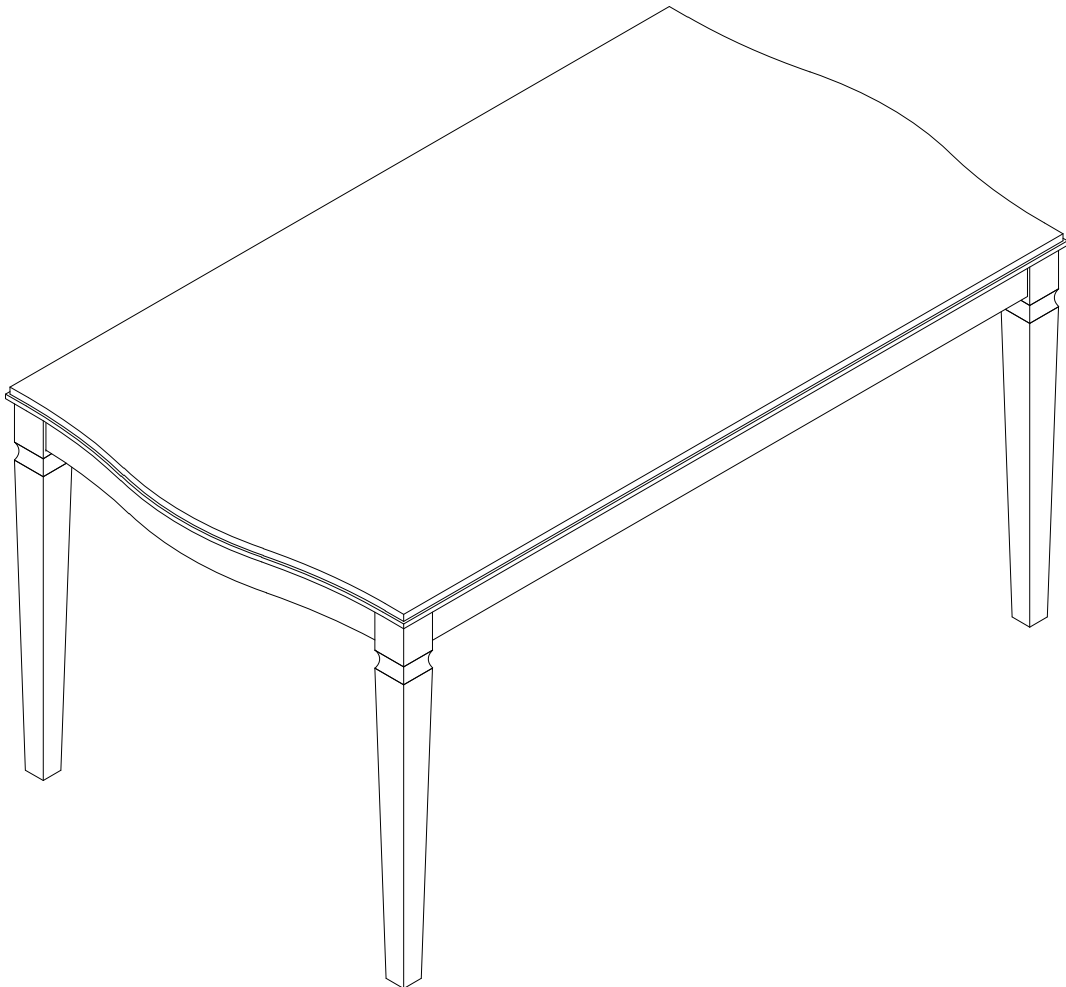
SKU NO. :WF318392
DESCRIPTION : DINING TABLE

IMPORTANT NOTE

****PLACE ALL PARTS ON A CLEAN AND SMOOTH SURFACE SUCH AS A RUG OR CARPET TO AVOID THE PARTS FROM BEING SCRATCHED**

****BEFORE YOU BEGIN, KINDLY FOLLOW THE ASSEMBLY INSTRUCTIONS STEP BY STEP**

****DO NOT TIGHTEN ALL SCREWS AND BOLTS UNTIL THE TABLE IS FULLY SET-UP**

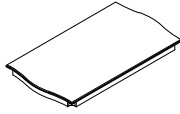


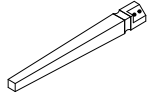

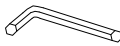


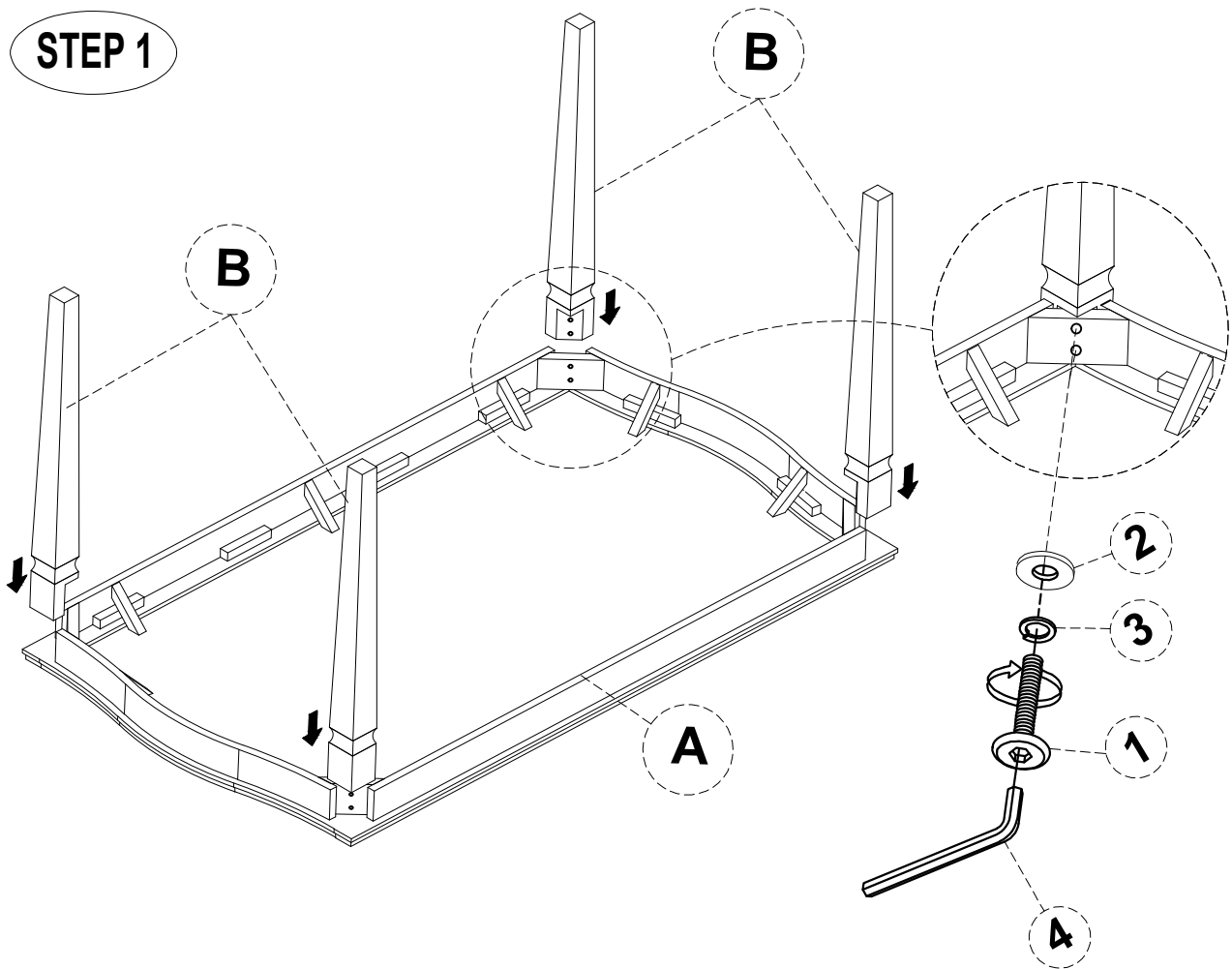
PLEASE DO NOT RETURN PRODUCT TO THE STORE

ASSEMBLY INSTRUCTIONS

SKU NO. :WF318392
DESCRIPTION : DINING TABLE

CARTONS ONLY ONE / HARDWARE LIST

PART LISTS				HARDWARE LIST			
NO	DESCRIPTION	SKETCH	Q'TY	NO	DESCRIPTION	SKETCH	Q'TY
Ⓐ	TOP TABLE		1 PC	①	BOLT Ø5/16*50mm		8 PCS
				②	WASHER Ø5/16"*19mm		8 PCS
Ⓑ	LEGS		4 PCS	③	SPRING WASHER Ø5/16"*11mm		8 PCS
				④	ALLEN KEY M4*60mm		1 PC



ASSEMBLY INSTRUCTIONS

SKU NO. :WF318392

DESCRIPTION : DINING TABLE

COMPLETE

