






ASSEMBLY INSTRUCTION

NO.	PART			QTY
A		BENCH TOP	133*56*19CM	1pc
B		LEG	length 27.5cm	4 pcs
NO.	HARDWARE			QTY
A		Bolt	Ø6 mm x 25mm	16 pcs
B		Mat	Ø 25mm	4 pcs
		Allen Key	M6	1pc

