

5-Tier Wire Shelving Rack

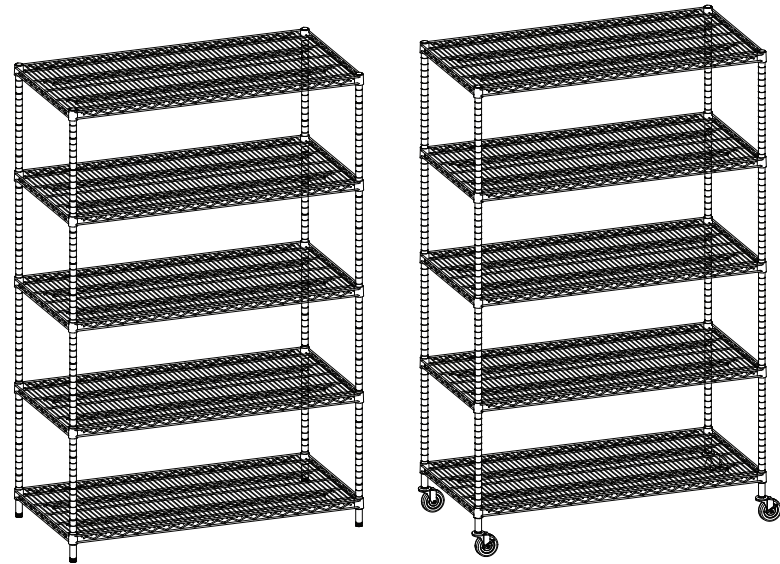
5TWL2448

Warning:

Maximum weight capacity per shelf is 1200lbs when equally distributed on feet levelers.
 Maximum entire unit weight capacity is 600lbs when equally distributed on casters.
 Failure to follow these instructions may result in serious injury or death of yourself and people around you.
 Some of the part are heavy and/or has shape edge, please install it carefully to avoid hurt you and people around you.

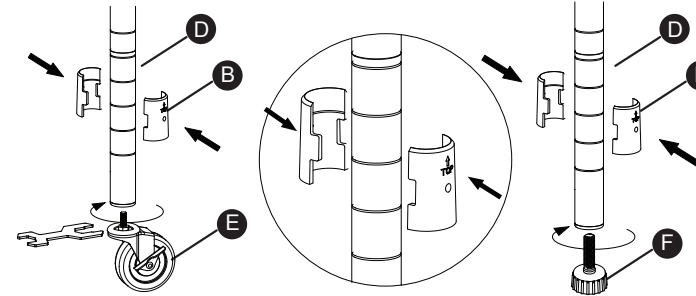
Caution:

Do not stand on or climb on the shelving unit.
 Place heavier items on lower shelves and lighter ones on top shelves.



ASSEMBLY INSTRUCTIONS

1. With the tapered end facing up, snap the two halves of a tapered lock (B) at the desired height on bottom pole (D). Repeat for the remaining bottom poles (D), making sure the tapered locks (B) are installed at the same grooved line on each bottom pole (D).



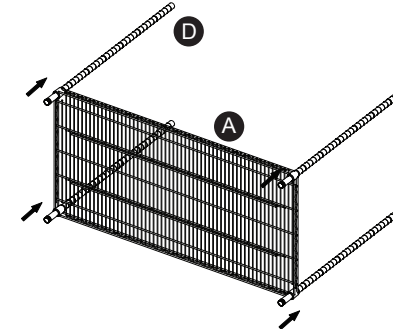
MOBILE

STATIONARY

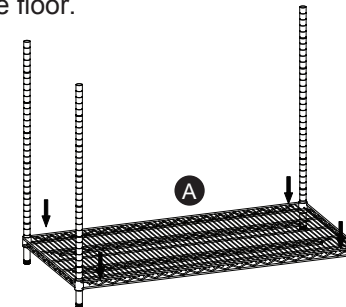
Attention: The wheel (E) must be fully screwed to the bottom pole (D) by wrench

Attention : The tapered must be fixed to the groove on the pole, and make sure the tapered does not slip before installing the shelf

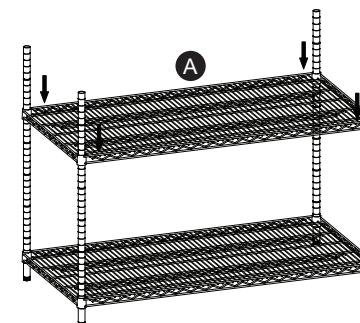
2. Rest shelf (A) on its side, then insert the bottom poles (D) through the corner holes of the shelf (A).



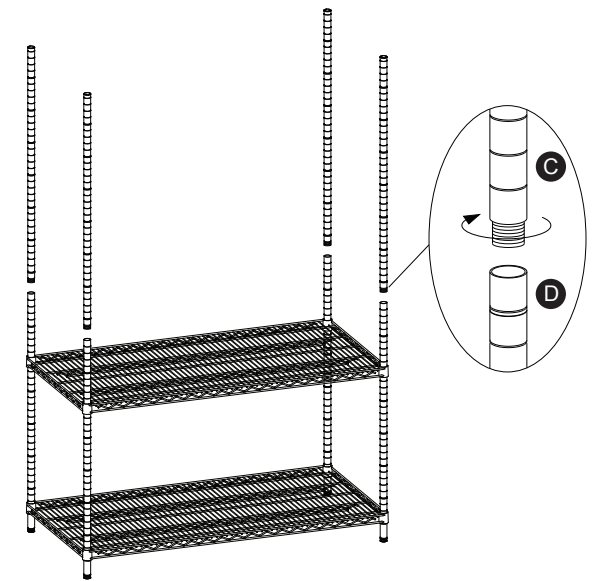
3. Turn assembly upright and push the shelf (A) firmly onto the tapered locks (B). Note: Make sure the lip of shelf (A) is facing down and the levelers (F) on bottom poles (D) are on the floor.



4. Repeat steps 1-3 for the second shelf (A).

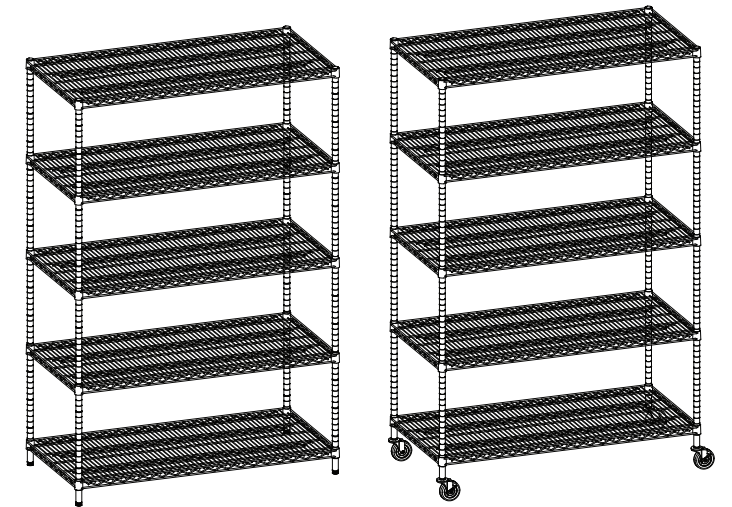


5. Screw top pole (C) onto bottom pole(D), hand tighten.

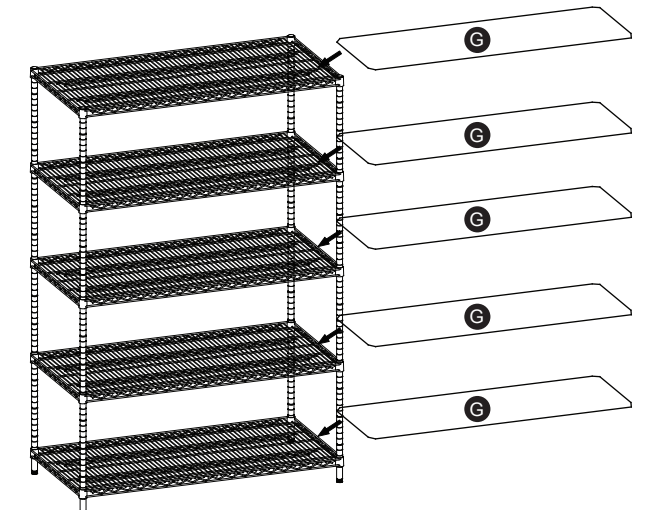


6-1 Repeat steps 2-4 for the remaining shelves (A). Refer to image 6-1 for the assembled unit of stationary option.

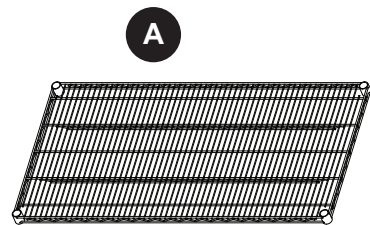
6-2. Repeat steps 2-4 for the remaining shelves (A). Refer to image 6-2 for the assembled unit of mobile option.



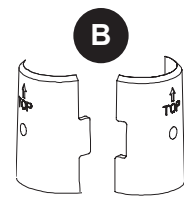
7. Place the pp spacer on top of the shelf. Finish.



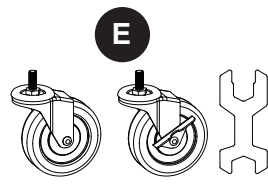
PACKAGE CONTENTS Attention:Please install it with 2 people !



x 5 Shelf



x 40+2 extra



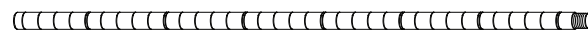
x 4 Wheel
(2 locking, 2 non-locking)
(for mobile option)



x 4 Foot Leveler
(for stationary option)



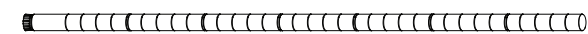
x4 Top Pole
(with pole cap and pole connector preassembled)



x 5 Shelf liner



x4 Bottom Pole
(with threaded insert preassembled)



x 16 Black plastic spacer

(NOTE: Discard the black plastic spacers I. These between each shelf are only for packing purpose , not for assembling.)