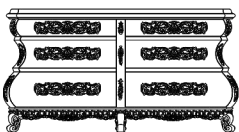







ASSEMBLY INSTRUCTION FOR ACME FURNITURE

MODEL#DN00454

Thank you for purchasing the quality product. Be sure to check all packing material carefully for small parts which may have come loose inside the carton during shipment. Separate, identify and count all parts and metal hardware. Compare with all parts list to be sure all parts are present. If any part(s) are missing or damaged, please contact your local furniture dealer. For efficient and speedy service, please indicate the model number and code letter of part(s) needed.

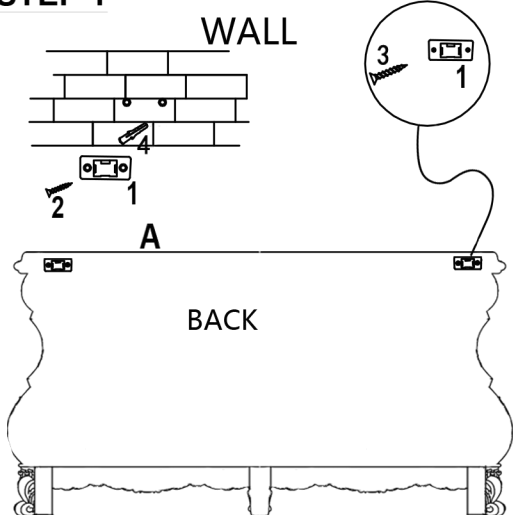
***** Do not fully tighten screws until fully assembled *****

| PARTS LIST | | | |
|------------|-------------|---|------|
| NO | DESCRIPTION | SKETCH | QTY |
| A | SERVER |  | 1PCS |

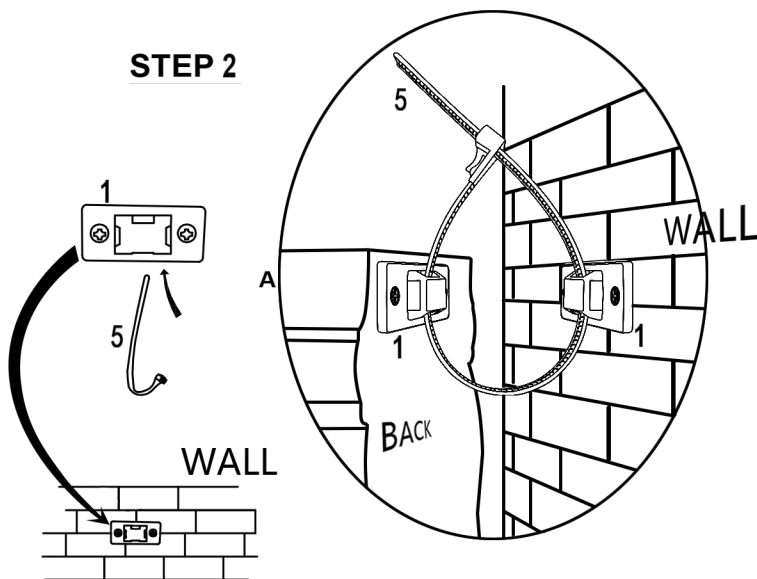
| HARDWARE LIST | | | |
|---------------|---------------------------|---|-------|
| NO | DESCRIPTION | SKETCH | QTY |
| 1 | Fasten unit 44mmX20mm |  | 4 PCS |
| 2 | Long Screw Ø7mmX28mm |  | 4 PCS |
| 3 | Short Screw Ø6mmX16mm |  | 4 PCS |
| 4 | Shrink bolt Ø5/16"X1-1/2" |  | 4 PCS |
| 5 | Safety belt 8mmX250mm |  | 2 PCS |

How to assemble:

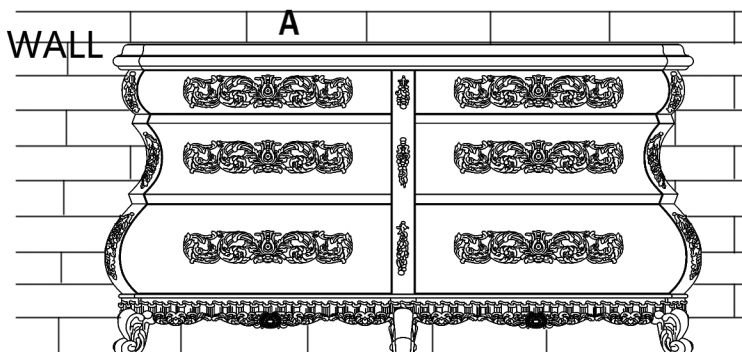
STEP 1



STEP 2



COMPLETED



Made in China