
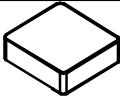






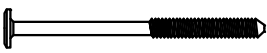
# ASSEMBLY INSTRUCTION FOR ACME FURNITURE

## MODEL# AC02185

Thank you for purchasing the quality product. Be sure to check all packing material carefully for small parts which may have come loose inside the carton during shipment. Separate, identify and count all parts and metal hardware. Compare with all parts list to be sure all parts are present. If any part(s) are missing or damaged, please contact your local furniture dealer. For efficient and speedy service, please indicate the model number and code letter of part(s) needed.

\*\*\*Do not fully tighten screws until fully assembled\*\*\*

Parts List							
A	Seat Back		1PC	C	Seat Cushion		1PC
B	Seat Base		1PC	D	Rocking Foot		2PC

Hardware List							
E	M6 x 65 mm Bolt		2PC	G	Φ20mm Washer		6PC
F	M6 x 90 mm Bolt		4 PC		M5 Allen Wrench (Provided)	