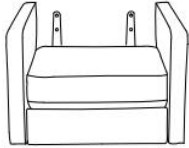









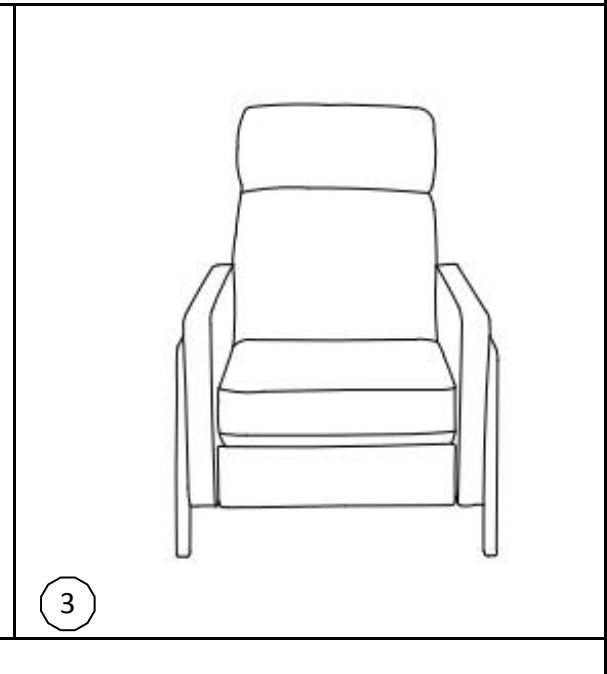
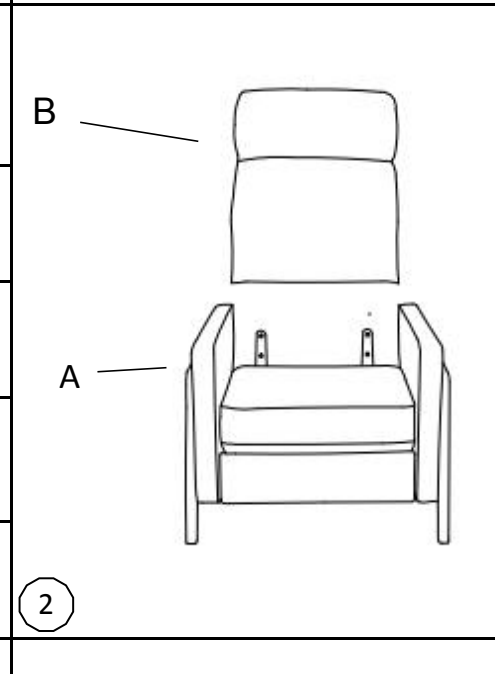
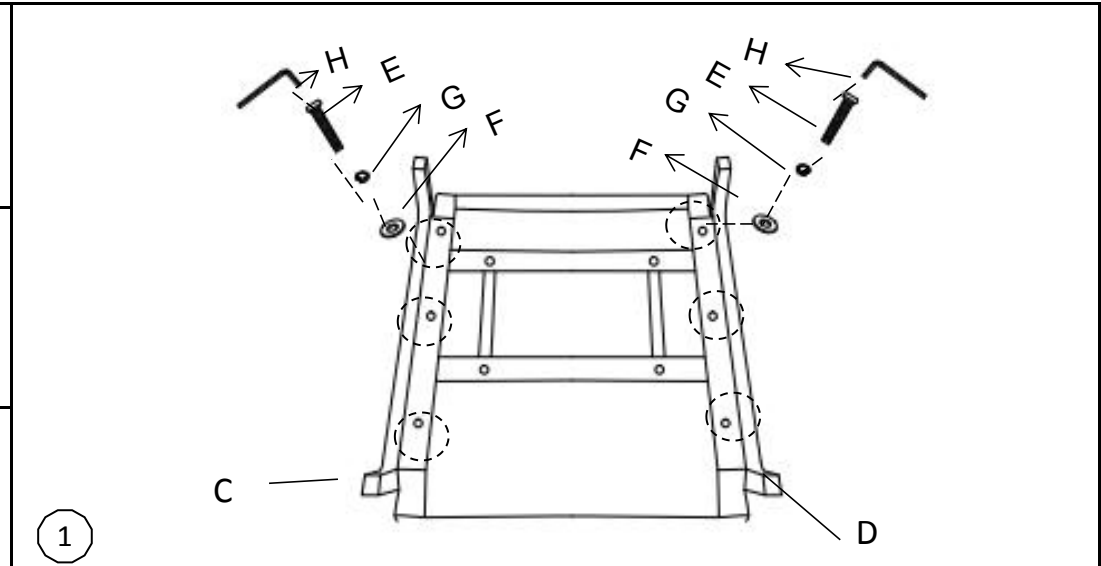
ASSEMBLY INSTRUCTIONS

ITEM NO:

8023

PUSH BACK RECLINER

<p>A BODY</p>	 <p>1PC</p>
<p>B BACK</p>	 <p>1PC</p>
<p>C LEFT LEG</p>	 <p>1PC</p>
<p>D RIGHT LEG</p>	 <p>1PC</p>
<p>E Bolt</p>	<p>Φ5/16"*2"</p>  <p>6PCS</p>
<p>F Flat washer</p>	<p>Φ5/16"*16MM</p>  <p>6PCS</p>
<p>G Spring washer</p>	<p>Φ5/16"</p>  <p>6PCS</p>
<p>H Allen Key</p>	<p>5MM</p>  <p>1PC</p>



NOTE: 1: MAXIMUM WEIGHT LIMIT 330LBS