

FOCUS ON OUTDOOR SOLAR GARDEN LIGHT



SOLAR ENERGY



## MAGIC CUBE SERIES SOLAR LIGHT SPECIFICATION

O U T D O O R   S O L A R   L I G H T

## 1、 Product Introduction

This product is our private model product. The material is die-cast aluminum and the sectional bar design can help customers save shipping cost. Intelligent remote control, one key management. 5-8 meters controllable distance, can control multiple lamps and lanterns and other advantages. Bringing users quality assurance and convenience at the same time.



## 2、 Products Parameters

Model:	TT-559B
Material:	Die-cast aluminium + PC
Size:	Φ385*385*350mm(Caliber 77mm)
Battery capacity:	26700 Iron Phosphate 3.2V/24000mAh
Solar Panel:	Mono 5V/20W
Colour temperature:	White light (6500-7000K) or warm light (2800-3100K)
Charge time:	6 hours
Continuity:	10-12 hours
Luminous flux:	1800LM
Function:	Single color + remote control

## 3、 Product Advantages

### ① easy control


The product is designed with high translucent striped textured PC lampshade, which not only has a unique and beautiful appearance, but also adopts intelligent remote control and one-touch management. Can control multiple lamps and lanterns, control range in 5-8 meters controllable distance, easy to operate.

### ② Easy installation and integrated design reduces transport costs

The lamp cap and pole are designed to be detachable and spliced for installation, greatly reducing the lamp head and pole of the box length space, the product is easy to install, demountable design greatly reduces the storage space of the product, and greatly reduces the logistics and transport costs.

### ③ 26700 Lithium Iron Phosphate Battery

The company is committed to meet the needs of customers "365 days, every day light", using high-quality 26700 lithium iron phosphate batteries, high temperature resistance, high safety performance, non-explosive, non-combustible, non-toxic, non-polluting, certified by the trademark of the RoHS, no safety hazards.



1

### 20W Solar Large Panel

Fast charging 6 hours for 3 nights of battery life

2

### High Transparency PC Stripe Lampshade

Translucent texture, bright light, not easy to yellow.




## 4、Product Pictures of different parts

garden light

### 3

#### 2000 cycles battery

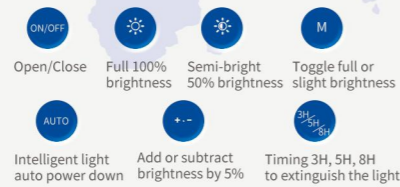
Brand new original battery with long life and high capacity up to 12 hours of battery life



### 4

#### Remote Mode Control


5-8 meters controllable distance, can control multiple lights



### 5

#### High brightness OSRAM light source

Long lifespan, power saving and energy saving, popping light all night long



### 6

#### 3.21mm wall aluminum

Frosted process for better texture, resistant to sunlight and not easy to rust



## 5、Series models



Model:	TZ-522	TZ-559B	TT-522	TT-559B
Solar panels:	5V/20W			
Battery:	3.7V/20000/24000mAh			
Light source:	SMD2835 264PCS			
Lumens:	1800LM			
Material:	Die-cast aluminum + PC			
Work hours:	10-12 hours			

## 6、Product packaging



Model	Packaging	Size/CM	Qua/PCS	Net weight/KG	Gross weight/KG
TT-559B	Inner package	40*40*38.5	1	4.23	5.33

## 7、 Different height for you to choose:



Model	solar panel diameter	height	base diameter
TT-522	385mm	3300mm	250mm
TT-522	385mm	4300mm	250mm
TT-522	385mm	5300mm	250mm



Model	solar panel diameter	height	base diameter
TT-559B	385mm	3300mm	250mm
TT-559B	385mm	4300mm	250mm
TT-559B	385mm	5300mm	250mm

## 8、 More details

### Series Size



### Packing List

#### Rubik's Cube Pillar Light

- Solar light body \*1
- Allen wrench\*1
- Remote control\*1
- Battery size 7\*1 pair
- M8\*60 Expansion Screw\*4
- Die-cast aluminum base\*1

#### Striped Rubik's Cube Pillar Light

- Solar light body \*1
- Allen wrench\*1
- Remote control\*1
- Battery size 7\*1 pair
- M8\*60 Expansion Screw\*4
- Die-cast aluminum base\*1

#### Striped Rubik's Cube Street Headlight

- Solar light body \*1
- Allen wrench\*1
- Remote control\*1
- Battery size 7\*1 pair

#### Rubik's Cube Street Headlight

- Solar light body \*1
- Allen wrench\*1
- Remote control\*1
- Battery size 7\*1 pair

### Installation Notes

1

Drill three holes in the ground according to the hole spacing of the base and insert expansion screws.

2

Align the base with the expansion screw sleeve and tighten the nut.

3

Drill three holes in the ground according to the hole spacing of the base and insert expansion screws.

4

Align the base with the expansion screw sleeve and tighten the nut.

5

Place the lampbody on the pole, then use screw driver to tighten 3 screws.

6

Place the metal cage under the earth, then use cement to fix that cage, put the light pole on it at last.

7

Use drill to make holes on the harder road based on the distance of the hole in pole, then use expansion screw to fix the pole.

8

Place the lampbody on the pole, then use screw driver to tighten 3 screws.

9

Place the metal cage under the earth, then use cement to fix that cage, put the light pole on it at last.

10

Use drill to make holes on the harder road based on the distance of the hole in pole, then use expansion screw to fix the pole.

9、 Scene pictures



# SCENE PLAN

Outdoor Solar Light



jointing rod



Garden light with base

# 10、 Test Report

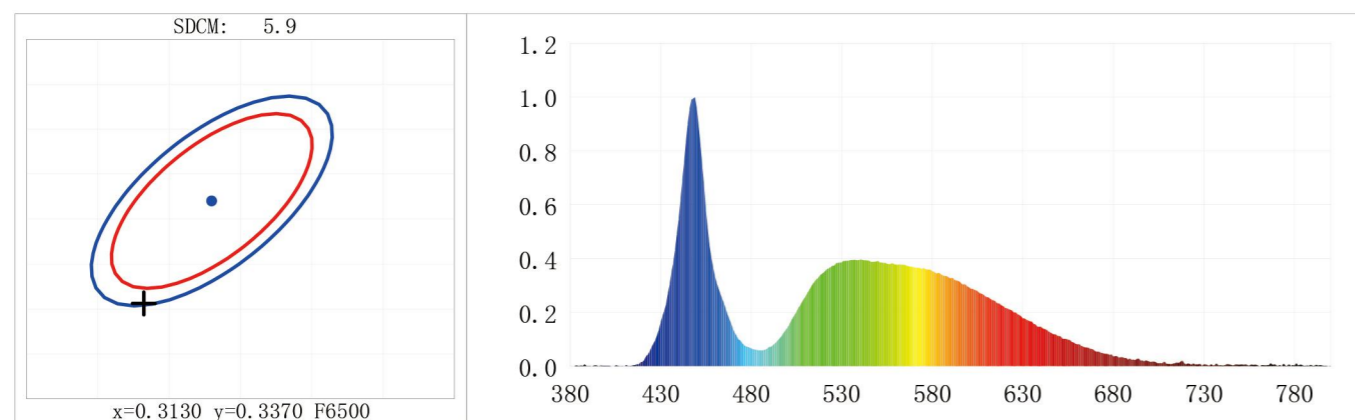
## LIGHT SOURCE PHOTOCROMIC ELECTRIC TEST REPORT (1/2)

### Product Info

Product Type: 奶白款魔方庭院灯满电白光带罩 Product Number:6

### Colorimetric Parameters

Chromaticity coordinates:  $x=0.3082$   $y=0.3256$   $u(u')=0.1960$   $v=0.3090$   $v'(v')=0.4636$   
 CCT:  $T_c=6784K$  ( $duv=0.00373$ ) Color Ratio:  $R=0.119$   $G=0.845$   $B=0.036$   
 Peak Wavelength: 448.6nm Half Bandwidth: 17.0nm Dominant Wavelength: 487.7nm Color Purity: 0.090  
 CRI:  $R_a=72.5$ ,  $avgR(1\sim14)=62.4$ ,  $avgR(1\sim15)=63.0$  TM30:  $R_f=68$ ,  $R_g=94$   
 $R1=74$   $R2=71$   $R3=66$   $R4=80$   $R5=75$   $R6=62$   $R7=80$   $R8=71$   
 $R9=0$   $R10=29$   $R11=80$   $R12=32$   $R13=72$   $R14=81$   $R15=72$   
 Color Quality Scale:  $Q_a=72.2$ ,  $Q_f=70.5$ ,  $Q_p=76.5$ ,  $Q_g=90.3$   
 $Q1=84$   $Q2=94$   $Q3=64$   $Q4=55$   $Q5=69$   $Q6=74$   $Q7=81$   $Q8=89$   
 $Q9=87$   $Q10=72$   $Q11=66$   $Q12=69$   $Q13=73$   $Q14=64$   $Q15=73$



### photometric parameter

Luminous Flux: 1332.75 lm Efficiency: 0.00 lm/W Radiant Power: 4.086 W  
 EEI: 0.00 Energy Efficiency Class: A++ (EU 874-2012)  
 Pupil Flux: 2335.52 Plm Pupil Lumens Per Watt: 0.00 Plm/W Pupil Factor (Kp): 1.752  
 Cirtopic Flux: 5023.79 lm  
 Mesopic Flux (CIE R): 1764.75 lm ( $L_p=0.100$  cd/m<sup>2</sup>,  $S/P=2.05$ )  
 Mesopic Flux (USP): 2080.09 lm ( $L_p=0.100$  cd/m<sup>2</sup>,  $S/P=2.05$ )  
 Mesopic Flux (MOVE): 1837.60 lm ( $L_p=0.100$  cd/m<sup>2</sup>,  $S/P=2.05$ )

### electrical parameter

Voltage: 0.0000V Current: 0.0000A Power: 0.00W Power Factor: 0.0000 Frequency: 0.00Hz

### BIN: OUT :

#### Test Info

Scan Range: 380~800:1nm Photometric Method: sphere-spectroradiometer  
 Stabilisation time: 0 Min Photometric Condition: Sphere diameter: 1.50m, 4  
 Max of Signal: 45106 (3886) CCD Integration Time: 777.18 ms

Condition: , R.H.:60%

Test Lab:

Operator: 01

Test Device: Inventfine CMS-2S

Test Time: 2023-10-10 09:38:02

Inspector:

## LIGHT SOURCE PHOTOCROMIC ELECTRIC TEST REPORT (2/2)

WL(nm)	PL	PE(mW/nm)	WL(nm)	PL	PE(mW/nm)	WL(nm)	PL	PE(mW/nm)
380	0.0008	0.0485	525	0.3743	21.4171	670	0.0561	3.2120
385	0.0017	0.1000	530	0.3855	22.0584	675	0.0470	2.6880
390	0.0010	0.0562	535	0.3951	22.6081	680	0.0364	2.0837
395	0.0030	0.1720	540	0.3962	22.6677	685	0.0347	1.9843
400	0.0023	0.1324	545	0.3935	22.5128	690	0.0238	1.3598
405	0.0033	0.1891	550	0.3921	22.4369	695	0.0212	1.2156
410	0.0006	0.0321	555	0.3816	21.8320	700	0.0177	1.0140
415	0.0044	0.2521	560	0.3782	21.6416	705	0.0104	0.5950
420	0.0165	0.9448	565	0.3772	21.5818	710	0.0091	0.5221
425	0.0706	4.0406	570	0.3670	20.9954	715	0.0145	0.8312
430	0.1634	9.3515	575	0.3655	20.9128	720	0.0061	0.3495
435	0.3050	17.4511	580	0.3533	20.2147	725	0.0083	0.4747
440	0.5484	31.3767	585	0.3405	19.4818	730	0.0085	0.4867
445	0.9005	51.5250	590	0.3257	18.6366	735	0.0025	0.1407
450	0.9541	54.5867	595	0.3151	18.0271	740	0.0034	0.1949
455	0.5776	33.0502	600	0.2947	16.8627	745	0.0055	0.3144
460	0.3340	19.1099	605	0.2795	15.9908	750	0.0060	0.3421
465	0.2342	13.3983	610	0.2568	14.6914	755	0.0022	0.1259
470	0.1384	7.9170	615	0.2403	13.7488	760	0.0029	0.1687
475	0.0862	4.9307	620	0.2184	12.4979	765	0.0046	0.2604
480	0.0669	3.8252	625	0.2000	11.4456	770	0.0038	0.2160
485	0.0591	3.3825	630	0.1781	10.1879	775	0.0034	0.1962
490	0.0725	4.1488	635	0.1665	9.5266	780	0.0022	0.1259
495	0.0986	5.6416	640	0.1471	8.4161	785	0.0016	0.0944
500	0.1436	8.2144	645	0.1263	7.2250	790	0.0015	0.0877
505	0.2019	11.5508	650	0.1132	6.4786	795	0.0042	0.2400
510	0.2590	14.8181	655	0.0980	5.6084	800	0.0028	0.1628
515	0.3144	17.9877	660	0.0815	4.6614			
520	0.3489	19.9599	665	0.0702	4.0159			

Condition: , R.H.:60%

Test Lab:

Operator: 01

Test Device: Inventfine CMS-2S

Test Time: 2023-10-10 09:38:02

Inspector:

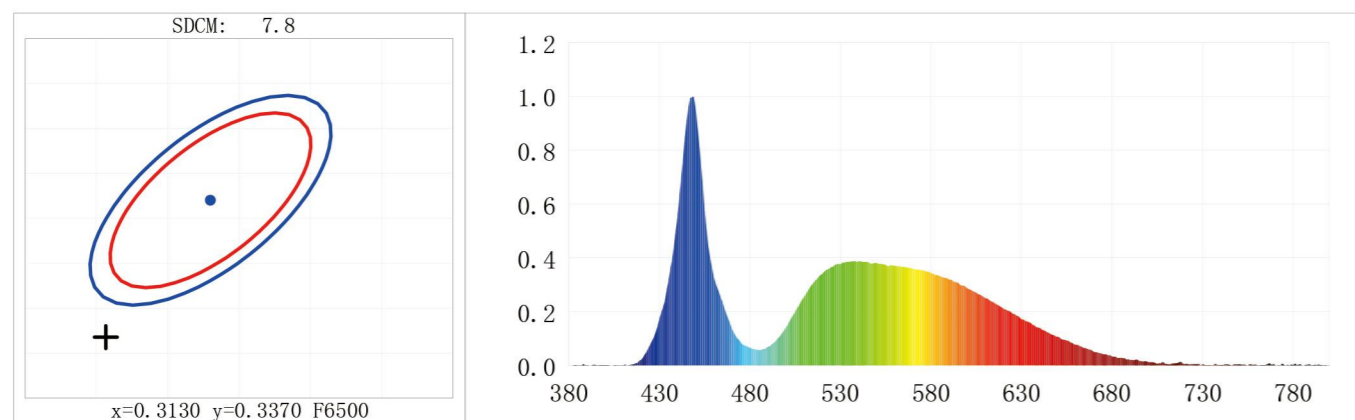
## LIGHT SOURCE PHOTOCROMIC ELECTRIC TEST REPORT (1/2)

### Product Info

Product Type: 条纹款魔方庭院灯满电白光带罩 Product Number:2

### Colorimetric Parameters

Chromaticity coordinates:  $x=0.3057$   $y=0.3218$   $u(u')=0.1956$   $v=0.3089$   $v'(v')=0.4634$   
 CCT:  $T_c=6980K$  ( $duv=0.00311$ ) Color Ratio:  $R=0.118$   $G=0.845$   $B=0.037$   
 Peak Wavelength: 448.6nm Half Bandwidth: 17.1nm Dominant Wavelength: 486.2nm Color Purity: 0.102  
 CRI:  $R_a=72.5$ ,  $avgR(1\sim14)=62.4$ ,  $avgR(1\sim15)=63.1$  TM30:  $R_f=68$ ,  $R_g=94$   
 $R1=75$   $R2=71$   $R3=65$   $R4=80$   $R5=75$   $R6=62$   $R7=80$   $R8=71$   
 $R9=0$   $R10=29$   $R11=80$   $R12=32$   $R13=72$   $R14=80$   $R15=72$   
 Color Quality Scale:  $Q_a=72.0$ ,  $Q_f=70.2$ ,  $Q_p=76.7$ ,  $Q_g=90.4$   
 $Q1=84$   $Q2=93$   $Q3=64$   $Q4=55$   $Q5=68$   $Q6=75$   $Q7=81$   $Q8=89$   
 $Q9=87$   $Q10=71$   $Q11=66$   $Q12=68$   $Q13=73$   $Q14=64$   $Q15=73$



### photometric parameter

Luminous Flux: 1742.58 lm Efficiency: 0.00 lm/W Radiant Power: 5.362 W  
 EEI: 0.00 Energy Efficiency Class: A++ (EU 874-2012)  
 Pupil Flux: 3080.80 Plm Pupil Lumens Per Watt: 0.00 Plm/W Pupil Factor (Kp): 1.768  
 Cirtopic Flux: 6666.39 lm  
 Mesopic Flux (CIE R): 2318.84 lm ( $L_p=0.100$  cd/m<sup>2</sup>,  $S/P=2.08$ )  
 Mesopic Flux (USP): 2737.36 lm ( $L_p=0.100$  cd/m<sup>2</sup>,  $S/P=2.08$ )  
 Mesopic Flux (MOVE): 2415.96 lm ( $L_p=0.100$  cd/m<sup>2</sup>,  $S/P=2.08$ )

### electrical parameter

Voltage: 0.0000V Current: 0.0000A Power: 0.00W Power Factor: 0.0000 Frequency: 0.00Hz

### BIN: OUT :

#### Test Info

Scan Range: 380~800:1nm Photometric Method: sphere-spectroradiometer  
 Stabilisation time: 0 Min Photometric Condition: Sphere diameter: 1.50m, 4  
 Max of Signal: 45874 (3607) CCD Integration Time: 589.56 ms

Condition: , R.H.:60%

Test Lab:

Operator: 01

Test Device: Inventfine CMS-2S

Test Time: 2023-10-10 08:47:21

Inspector:

## LIGHT SOURCE PHOTOCROMIC ELECTRIC TEST REPORT (2/2)

WL(nm)	PL	PE(mW/nm)	WL(nm)	PL	PE(mW/nm)	WL(nm)	PL	PE(mW/nm)
380	0.0010	0.0741	525	0.3669	28.0894	670	0.0502	3.8441
385	0.0007	0.0510	530	0.3762	28.8029	675	0.0422	3.2278
390	0.0008	0.0629	535	0.3866	29.5981	680	0.0327	2.5041
395	0.0027	0.2042	540	0.3873	29.6541	685	0.0304	2.3264
400	0.0018	0.1400	545	0.3860	29.5500	690	0.0200	1.5344
405	0.0024	0.1804	550	0.3817	29.2220	695	0.0165	1.2626
410	0.0007	0.0516	555	0.3739	28.6265	700	0.0138	1.0557
415	0.0045	0.3478	560	0.3718	28.4694	705	0.0061	0.4693
420	0.0216	1.6523	565	0.3678	28.1612	710	0.0055	0.4211
425	0.0783	5.9966	570	0.3602	27.5739	715	0.0091	0.6943
430	0.1748	13.3799	575	0.3561	27.2607	720	0.0044	0.3354
435	0.3142	24.0537	580	0.3434	26.2934	725	0.0051	0.3892
440	0.5530	42.3405	585	0.3315	25.3787	730	0.0051	0.3908
445	0.9048	69.2758	590	0.3194	24.4560	735	0.0008	0.0600
450	0.9541	73.0450	595	0.3073	23.5280	740	0.0020	0.1559
455	0.5771	44.1869	600	0.2876	22.0212	745	0.0031	0.2397
460	0.3314	25.3700	605	0.2714	20.7814	750	0.0052	0.3979
465	0.2341	17.9201	610	0.2505	19.1791	755	0.0002	0.0168
470	0.1386	7.9170	615	0.2327	17.8147	760	0.0019	0.1491
475	0.0852	6.5197	620	0.2111	16.1648	765	0.0032	0.2453
480	0.0665	5.0943	625	0.1935	14.8130	770	0.0022	0.1668
485	0.0583	4.4640	630	0.1715	13.1329	775	0.0029	0.2250
490	0.0706	5.4039	635	0.1593	12.1942	780	0.0018	0.1372
495	0.0975	7.4619	640	0.1408	10.7787	785	0.0005	0.0412
500	0.1426	10.9181	645	0.1218	9.3258	790	0.0008	0.0631
505	0.1992	15.2538	650	0.1079	8.2640	795	0.0021	0.1628
510	0.2554	19.5575	655	0.0920	7.0402	800	0.0020	0.1532
515	0.3144	23.4712	660	0.0773	5.9156			
520	0.3412	26.1246	665	0.0652	4.9925			

Condition: , R.H.:60%

Test Lab:

Operator: 01

Test Device: Inventfine CMS-2S

Test Time: 2023-10-10 08:47:21

Inspector: