


1.0 Reference and Address			
Report Number	200513075GZU-001	Original Issued: 15-Jul-2020	Revised: 24-Mar-2022
Standard(s)	Luminaires [UL 1598:2021 Ed.5+R:18Jun2021]		
	Luminaires [CSA C22.2#250.0:2021 Ed.5+U1]		
Applicant	Zhongshan Henglan Bolang Lighting Factory	Manufacturer	<b>Zhongshan Henglan Bolang Lighting Factory</b>
Address	4th Floor of #6-7 Building, Unit 1 of 1st Floor of #2 Building, NO.17 Yongxing North Road, Henglan Town ZHONGSHAN, Guangdong 528478	Address	4th Floor of #6-7 Building, Unit 1 of 1st Floor of #2 Building, NO.17 Yongxing North Road, Henglan Town ZHONGSHAN, Guangdong 528478
Country	China	Country	China
Contact	Mr. Wang Yidong Mr. Bruce Cheung	Contact	Mr. Wang Yidong Mr. Bruce Cheung
Phone	+86 13822778170 +86 18675399180	Phone	+86 13822778170 +86 18675399180
FAX	NA	FAX	NA
Email	info@bolangled.cn	Email	info@bolangled.cn


2.0 Product Description		
Product	LED fixed Luminaires	
Brand name	NA	
Description	The products covered by this report are fixed luminaires and suitable for ddy location, intended to be mounted on outlet box.	
Models	JQ6040-16W, JQ6040-36W, JQ5820-12W, JQ5820-20W, JQ6180-12W, JQ6180-16W, JQ6180-24W, JQ6480-16W, JQ6480-20W, JQ6880-16W, JQ6880-20W, JQ6100-12W, JQ6100-16W, JQ7560-12W, JQ7560-16W, JQ7520-12W, JQ7520-16W, JQ7410-14W, JQDL3300, BL1700, BL1710, JQ6110-12W, JQ6110-16W, JQ7110-9W, JQ7110-14W, JQ7060-14W, JQ7060-20W, JQ6250-14W, JQ6490-12W, JQ6490-20W, JQ6330-24W, JQ6330-32W, JQ6030-18W, JQ6420-20W, JQ7240-4T, JQ7500-18W, JQ7580-18W, JQ7580-28W, JQ7610-14W, JQ7610-16W, JQ7640-12W, JQ7640-16W, JQ7920-12W, JQ7920-16W, JQ7950-10W, JQ7950-18W, JQ7950-24W, JQ8030-20W, JQ8030-30W, JQ8270-4T, JQ8270-5T, 9735-390, 9735-490, 9735-590, 9735-690, 5894-3T, 5894-4T, 5894-5T, 5893-3T, 5893-4T, 5893-5T, 5893-6T, 9581-3T, 9581-4T, 9581-5T, 9581-6T, 9604-2T, 9604-3T, 9604-4T, 9604-5T, 9604-6T, 9650-14W, 9650-18W, 9650-22W, 9650-28W, 9650-32W, 9553-3T, 9553-4T, 9553-5T, 9701-3T, 9701-4T, 9701-5T, 9701-6T, 5892-2T, 5892-3T, 5892-4T, 5892-5T, 5892-6T, 9535-2T, 9535-3T, 9535-4T, 9535-5T, 9050-420, 9050-520, 9050-620, 9050-720, 7110-420, 7110-620, 8590-2T, 8590-3T, 8590-4T, 8590-5T, 8590-6T, 8778-600mm, 8778-800mm, 8778-1000mm, 8778-1200mm, 8568-3T, 8568-4T, 8568-5T, 8568-6T, 7800-3T, 7800-4T, 7800-5T, 7800-6T, 7610-630, 7610-830, 7610-1020, 7560-400, 7560-500, 7560-600, 7560-800, 7560-900, 7560-1000, 7560-1200, 7940-420, 7940-620, 7540-2T, 7540-3T, 7540-4T, 7540-5T, 7500-580mm, 7500-760mm, 7248-2T, 7248-3T, 7248-4T, 7248-5T, 7248-6T, 6270-400, 6270-600, 6270-800, 6330-410, 6330-610, 6330-810, 5549-3T, 5549-4T, 5549-5T, 5516-3T, 5516-4T, 5516-5T, 5516-6T, 5516-7T, 5518-3T, 5518-4T, 5518-5T, 5518-6T, 5518-7T.	
Model Similarity	All models have similar mechanical construction and electronic construction, difference among them are size, shape, LED driver, LED quantity and wattage.	
	Model No.	Difference
	JQ6040-16W, JQ6040-36W	
	JQ5820-12W, JQ5820-20W	
	JQ6180-12W, JQ6180-16W, JQ6180-24W	
	JQ6480-16W, JQ6480-20W	
	JQ6880-16W, JQ6880-20W	
	JQ6100-12W, JQ6100-16W	
	JQ7560-12W, JQ7560-16W	
	JQ7520-12W, JQ7520-16W	
	JQ6110-12W, JQ6110-16W	
	JQ7110-9W, JQ7110-14W	
	JQ7060-14W, JQ7060-20W	
	JQ6490-12W, JQ6490-20W	
	JQ6330-24W, JQ6330-32W	
	JQ7580-18W, JQ7580-28W	
	JQ7610-14W, JQ7610-16W	
	JQ7640-12W, JQ7640-16W	
	JQ7920-12W, JQ7920-16W	
	JQ7950-10W, JQ7950-18W, JQ7950-24W	
JQ8030-20W, JQ8030-30W		
JQ8270-4T, JQ8270-5T		
BL1700, BL1710		
In the same column, all models have the similar mechanical and electrical construction, except their external size, LED driver, LED quantity and wattage.		
In the same column, all models have the similar mechanical and electrical construction, except their enclosure color .		
Ratings	For model details refer to ill. 3~3f of sec. 7.0.	
Other Ratings	NA	

**3.0 Product Photographs**

**Photo 1** - Mounting Bar-1 view




**Photo 1a** - Mounting Bar-2 view




**3.0 Product Photographs**

**Photo 2 - Canopy View**




**Photo 3 - LED View**



### 3.0 Product Photographs

**Photo 4** - External view of model JQ6040-36W, also represent model JQ6040-16W



**Photo 5** - External view of model JQ5820-12W, also represent model JQ5820-20W



### 3.0 Product Photographs

**Photo 6** - External view of model JQ6180-12W, also represent models JQ6180-16W, JQ6180-24W



**Photo 7** - External view of model JQ6480-16W, also represent models JQ6480-20W



### 3.0 Product Photographs

**Photo 8-** External view of model JQ6880-16W, also represent model JQ6880-20W



**Photo 9-** External view of model JQ6100-12W, also represent model JQ6100-16W



**Photo 10-** External view of model JQ7560-12W, also represent model JQ7560-16W



### 3.0 Product Photographs


**Photo 11-** External view of model JQ7520-12W, also represent model JQ7520-16W



**Photo 12-** External view of model JQ7410-14W




**Photo 13-** External view of model JQDL3300





**3.0 Product Photographs**

**Photo 14** - Strain relief device view of model JQDL3300



**Photo 15**- External view of model BL1700, also represent model BL1710



### 3.0 Product Photographs

**Photo 16-** External view of model JQ6110-12W, also represent model JQ6110-16W



**Photo 17-** External view of model JQ7110-9W, also represent model JQ7110-14W



**Photo 18-** External view of model JQ7060-14W, also represent model JQ7060-20W



### 3.0 Product Photographs

**Photo 19-** External view of model JQ6250-14W



**Photo 20-** External view of model JQ6490-12W, also represent model JQ6490-20W



**Photo 21-** External view of model JQ6330-24W, also represent model JQ6330-32W



### 3.0 Product Photographs

**Photo 22-** External view of model JQ6030-18W



**Photo 23-** External view of model JQ6420-20W



**Photo 24-** External view of model JQ7240-4T




### 3.0 Product Photographs


**Photo 25-** External view of model JQ7500-18W



**Photo 26-** External view of model JQ7580-18W, also represent model JQ7580-28W




**Photo 27-** External view of model JQ7610-14W, also represent model JQ7610-16W



### 3.0 Product Photographs


**Photo 28-** External view of model JQ7640-12W, also represent model JQ7640-16W



**Photo 29-** External view of model JQ7920-12W, also represent model JQ7920-16W



**Photo 30-** External view of model JQ7950-10W, also represent models JQ7950-18W, JQ7950-24W



### 3.0 Product Photographs

**Photo 31-** External view of model JQ8030-20W, also represent model JQ8030-30W



**Photo 32-** External view of model JQ8270-4T, also represent model JQ8270-5T



**Photo 33 -** External view of model 9735-690, also represent models 9735-590, 9735-490, 9735-390. Difference among them are size, LED quantity, driver use and wattage. Detail refer to ill.3b.




### 3.0 Product Photographs

**Photo 34** - External view of model 5894-3T, also represent models 5894-4T, 5894-5T, 5894-6T. Difference among them are lamphead quantity, size, and wattage. Detail refer to ill.3b.



**Photo 35** - External view of model 5893-3T, also represent models 5893-4T, 5893-5T, 5893-6T. Difference among them are lamphead quantity, size, and wattage. Detail refer to ill.3b.



**Photo 36** - External view of model 9581-3T, also represent models 9581-4T, 9581-5T, 9581-6T. Difference among them are lamphead quantity, size, and wattage. Detail refer to ill.3b.






### 3.0 Product Photographs

**Photo 37** - External view of model 9604-3T, also represent models 9604-2T, 9604-4T, 9604-5T, 9604-6T. Difference among them are lamphead quantity, size, and wattage. Detail refer to ill.3b.



**Photo 38** - External view of model 9650-32W, also represent models 9650-14W, 9650-18W, 9650-22W, 9650-28W. Difference among them are size, LED quantity, driver use and wattage. Detail refer to ill.3b, 3c.



### 3.0 Product Photographs

**Photo 39** - External view of model 9553-3T, also represent models 9553-4T, 9553-5T. Difference among them are lamphead quantity, size, and wattage. Detail refer to ill.3c.



**Photo 40** - External view of model 9701-3T, also represent models 9701-4T, 9701-5T, 9701-6T. Difference among them are lamphead quantity, size, and wattage. Detail refer to ill.3c.



**Photo 41** - External view of model 5892-3T, also represent models 5892-2T, 5892-4T, 5892-5T, 5892-6T. Difference among them are lamphead quantity, size, and wattage. Detail refer to ill.3c.




### 3.0 Product Photographs

**Photo 42** - External view of model 9535-4T, also represent models 9535-2T, 9535-3T, 9535-5T. Difference among them are lamphead quantity, size, and wattage. Detail refer to ill.3c.



**Photo 43** - External view of model 9050-720, also represent models 9050-420, 9050-520, 9050-620T. Difference among them are size, LED quantity, driver use and wattage. Detail refer to ill.3c.



### 3.0 Product Photographs

**Photo 44** - External view of model 7110-620, also represent model 7110-420. Difference among them are size, LED quantity, driver use and wattage. Detail refer to ill.3c.



**Photo 45** - External view of model 8590-3T, also represent models 8590-2T, 8590-4T, 8590-5T, 8590-6T. Difference among them are lamphead quantity, size, and wattage. Detail refer to ill.3c, 3d.



### 3.0 Product Photographs

**Photo 46** - External view of model 8778-1200mm, also represent models 8778-600mm, 8778-800mm, 8778-1000mm. Difference among them are size, LED quantity, driver use and wattage. Detail refer to ill.3d.



**Photo 47** - External view of model 8568-3T, also represent models 8568-4T, 8568-5T, 8568-6T.8568-7T, Difference among them are lamphead quantity, size, and wattage. Detail refer to ill.3d.



### 3.0 Product Photographs

**Photo 48** - External view of model 7800-3T, also represent models 7800-4T, 7800-5T, 7800-6T. Difference among them are lamphed quantity, size, and wattage. Detail refer to ill.3d.



**Photo 49** - External view of model 7610-630, also represent models 7610-830, 7610-1020. Difference among them are size, LED quantity, driver use and wattage. Detail refer to ill.3d.



### 3.0 Product Photographs

**Photo 50** - External view of model 7560-1200, also represent models 7560-400, 7560-500, 7560-600, 7560-800, 7560-900, 7560-1000, 7560-1200. Difference among them are size, LED quantity, driver use and wattage. Detail refer to ill.3d.



**Photo 51** - External view of model 7940-620, also represent model 7940-420. Difference among them are size, LED quantity, driver use and wattage. Detail refer to ill.3e.



### 3.0 Product Photographs

**Photo 52** - External view of model 7540-5T, also represent models 7540-2T, 7540-3T, 7540-4T. Difference among them are lamphead quantity, size, and wattage. Detail refer to ill.3e.




**Photo 53** - External view of model 7500-760mm, also represent model 7500-580mm. Difference among them are size, LED quantity, driver use and wattage. Detail refer to ill.3e.





### 3.0 Product Photographs

**Photo 54** - External view of model 7248-4T, also represent models 7248-2T, 7248-3T, 7248-5T, 7248-6T. Difference among them are lamphead quantity, size, and wattage. Detail refer to ill.3e.



**Photo 55** - External view of model 6270-800, also represent models 6270-600, 6270-400. Difference among them are size, LED quantity, driver use and wattage. Detail refer to ill.3e.




### 3.0 Product Photographs

**Photo 56** - External view of model 6330-810, also represent models 6330-410, 6330-610. Difference among them are size, LED quantity, driver use and wattage. Detail refer to ill.3e.



**Photo 57** - External view of model 5549-3T, also represent models 5549-4T, 5549-5T. Difference among them are lamphead quantity, size, and wattage. Detail refer to ill.3e.




### 3.0 Product Photographs

**Photo 58** - External view of model 5516-3T, also represent models 5516-4T, 5516-5T, 5516-7T. Difference among them is lamphead quantity. Difference among them are lamphead quantity, size, and wattage. Detail refer to ill.3e, 3f.




**Photo 59** - External view of model 5518-3T, also represent models 5518-4T, 5518-5T, 5518-6T, 5518-7T. Difference among them are lamphead quantity, size, and wattage. Detail refer to ill.3e.




### 3.0 Product Photographs

**Photo 60** - Canopy view of model 8778-800mm, also represent models 9735-390, 9735-490, 9735-590, 9735-690, 9650-14W, 9650-18W, 9650-22W, 9650-28W, 9650-32W, 9050-420, 9050-520, 9050-620, 9050-720, 7110-420, 7110-620, 8778-600mm, 8778-800mm, 8778-1000mm, 8778-1200mm, 7610-630, 7610-830, 7610-1020, 7560-400, 7560-500, 7560-600, 7560-800, 7560-900, 7560-1000, 7560-1200, 7940-420, 7940-620, 6270-400, 6270-600, 6270-800, 6330-410, 6330-610, 6330-810. They have same mounting plate, differences among them are canopy shape, size and driver use.



**Photo 61** - LED PCB of model 9650-22W, also represent models 9735-390, 9735-490, 9735-590, 9735-690, 9650-14W, 9650-18W, 9650-28W, 9650-32W, 9050-420, 9050-520, 9050-620, 9050-720, 7110-420, 7110-620, 8778-800mm, 8778-1000mm, 8778-1200mm, 7610-630, 7610-830, 7610-1020, 7560-400, 7560-500, 7560-600, 7560-800, 7560-900, 7560-1000, 7560-1200, 7940-420, 7940-620, 6270-400, 6270-600, 6270-800, 6330-410, 6330-610, 6330-810. They have similar construction, differences among them are LED layout and LED quantity.



### 3.0 Product Photographs

**Photo 62** - Canopy view of model 9604-5T, also represent models 5894-3T, 5894-4T, 5894-5T, 5893-3T, 5893-4T, 5893-5T, 5893-6T, 9581-3T, 9581-4T, 9581-5T, 9581-6T, 9604-2T, 9604-3T, 9604-4T, 9604-5T, 9604-6T, 9553-3T, 9553-4T, 9553-5T, 9701-3T, 9701-4T, 9701-5T, 9701-6T, 5892-2T, 5892-3T, 5892-4T, 5892-5T, 5892-6T, 9535-2T, 9535-3T, 9535-4T, 9535-5T, 8590-2T, 8590-3T, 8590-4T, 8590-5T, 8590-6T, 8778-1200mm, 8568-3T, 8568-4T, 8568-5T, 8568-6T, 8568-7T, 7800-3T, 7800-4T, 7800-5T, 7800-6T, 7540-2T, 7540-3T, 7540-4T, 7540-5T, 7500-580mm, 7500-760mm, 7248-2T, 7248-3T, 7248-4T, 7248-5T, 7248-6T, 5549-3T, 5549-4T, 5549-5T, 5516-3T, 5516-4T, 5516-5T, 5518-3T, 5518-4T, 5518-5T. They have similar mounting plate, differences among them are size and driver use.



**Photo 63** - LED view of model 9604-5T, also represent models 5894-3T, 5894-4T, 5894-5T, 5893-3T, 5893-4T, 5893-5T, 5893-6T, 9581-3T, 9581-4T, 9581-5T, 9581-6T, 9604-2T, 9604-3T, 9604-4T, 9604-5T, 9604-6T, 9553-3T, 9553-4T, 9553-5T, 9701-3T, 9701-4T, 9701-5T, 9701-6T, 5892-2T, 5892-3T, 5892-4T, 5892-5T, 5892-6T, 9535-2T, 9535-3T, 9535-4T, 9535-5T, 8590-2T, 8590-3T, 8590-4T, 8590-5T, 8590-6T, 8778-1200mm, 8568-3T, 8568-4T, 8568-5T, 8568-6T, 7800-3T, 7800-4T, 7800-5T, 7800-6T, 7540-2T, 7540-3T, 7540-4T, 7540-5T, 7500-580mm, 7500-760mm, 7248-2T, 7248-3T, 7248-4T, 7248-5T, 7248-6T, 5549-3T, 5549-4T, 5549-5T, 5516-3T, 5516-4T, 5516-5T, 5518-3T, 5518-4T, 5518-5T. They have similar construction, differences among them are LED layout and LED quantity.



4.0 Critical Components						
Photo #	Item no. <sup>1</sup>	Name	Manufacturer/ trademark <sup>2</sup>	Type / model <sup>2</sup>	Technical data and securement means	Mark(s) of conformity <sup>3</sup>
1	1	Mounting bar	Various	Various	Sheet steel; min. 1.1mm thickness.For model details refer to ill. 2 of sec. 7.0.	NR
1	2	Grounding wire	Various	Various	Bare copper wire. Minimum size: 18AWG.	NR
1a	3	Mounting plate	Various	Various	Sheet steel; min. 1.1mm thickness.Provide with a greenheaded grounding screw for bonding.Height of two raised areas of grounding terminal: 1mm min.For model details refer to ill. 2 of sec. 7.0.	NR
2	4	LED drvier-1	Waiberlon Electronics Co., Ltd.	HLU70034TD	Input: 120Vac, 60Hz, 0.32A, output: 45-49Vdc, 700mA. LVLE output. Input wire long enough to extend min. 150 mm into the outlet box.Refer to section 7.0 ill.3, 3a for models used in detail.	cETLus Recognized
2	5	LED drvier-2(Not shown)	Waiberlon Electronics Co., Ltd.	HLU50016TD	Input: 120Vac,60Hz,0.16A, output: 28-32Vdc, 500mA. LVLE output. Input wire long enough to extend min. 150 mm into the outlet box. Refer to section 7.0 ill.3, 3a for models used in detail.	cETLus Recognized
2	6	LED drvier-3(Not shown)	Waiberlon Electronics Co., Ltd.	HLU30012TD	Input: 120Vac,60Hz,0.13A, output: 36-40Vdc, 300mA. LVLE output. Input wire long enough to extend min. 150 mm into the outlet box. Refer to section 7.0 ill.3, 3a for models used in detail.	cETLus Recognized
2	7	LED drvier-4(Not shown)	Waiberlon Electronics Co., Ltd.	HLU60021TD	Input: 120Vac,60Hz,0.22A, output: 31-35Vdc, 600mA. LVLE output. Input wire long enough to extend min. 150 mm into the outlet box. Refer to section 7.0 ill.3, 3a for models used in detail.	cETLus Recognized
2	8	LED drvier-5(Not shown)	Waiberlon Electronics Co., Ltd.	HLU70024TD	Input: 120Vac,60Hz,0.23A, output: 30-34Vdc, 700mA. LVLE output. Input wire long enough to extend min. 150 mm into the outlet box. Refer to section 7.0 ill.3, 3a for models used in detail.	cETLus Recognized
2	9	LED drvier-6(Not shown)	Waiberlon Electronics Co., Ltd.	HLU30013TD	Input: 120Vac,60Hz,0.13A, output: 40-45Vdc, 300mA. LVLE output. Input wire long enough to extend min. 150 mm into the outlet box.Refer to section 7.0 ill.3, 3a for models used in detail.	cETLus Recognized

4.0 Critical Components						
Photo #	Item no. <sup>1</sup>	Name	Manufacturer/ trademark <sup>2</sup>	Type / model <sup>2</sup>	Technical data and securement means	Mark(s) of conformity <sup>3</sup>
2	10	LED drvier-7(Not shown)	Waiberlon Electronics Co., Ltd.	HLU105033TD	Input: 120Vac,60Hz,0.31A, output: 28.5-32Vdc, 1050mA. LVLE output. Input wire long enough to extend min. 150 mm into the outlet box. Refer to section 7.0 ill.3, 3a for models used in detail.	cETLus Recognized
2	11	LED drvier-8(Not shown)	Waiberlon Electronics Co., Ltd.	HLU30006TD	Input: 120Vac,60Hz,0.07A, output: 16-20Vdc, 300mA. LVLE output. Input wire long enough to extend min. 150 mm into the outlet box.Refer to section 7.0 ill.3, 3a for models used in detail.	cETLus Recognized
2	12	LED drvier-9(Not shown)	Waiberlon Electronics Co., Ltd.	HLU30009TD	Input: 120Vac,60Hz,0.1A, output: 26-30Vdc, 300mA. LVLE output. Input wire long enough to extend min. 150 mm into the outlet box.Refer to section 7.0 ill.3, 3a for models used in detail.	cETLus Recognized
2	13	LED drvier-10(Not shown)	Waiberlon Electronics Co., Ltd.	HLU30015TD	Input: 120Vac,60Hz,0.15A, output: 45-50Vdc, 300mA. LVLE output. Input wire long enough to extend min. 150 mm into the outlet box. Refer to section 7.0 ill.3, 3a for models used in detail.	cETLus Recognized
2	14	LED drvier-11(Not shown)	Waiberlon Electronics Co., Ltd.	HLU60024TD	Input: 120Vac,60Hz,0.23A, output: 35-40Vdc, 600mA. LVLE output. Input wire long enough to extend min. 150 mm into the outlet box.Refer to section 7.0 ill.3, 3a for models used in detail.	cETLus Recognized
2	15	LED drvier-12(Not shown)	Waiberlon Electronics Co., Ltd.	HLU100033TD	Input: 120Vac,60Hz,0.31A, output: 30-33Vdc, 1000mA. LVLE output. Input wire long enough to extend min. 150 mm into the outlet box.Refer to section 7.0 ill.3, 3a for models used in detail.	cETLus Recognized
2	16	LED drvier-13(Not shown)	Waiberlon Electronics Co., Ltd.	HLU55018TD	Input: 120Vac,60Hz,0.19A, output: 29-33Vdc, 550mA. LVLE output. Input wire long enough to extend min. 150 mm into the outlet box. Refer to section 7.0 ill.3, 3a for models used in detail.	cETLus Recognized
2	17	LED drvier-14(Not shown)	Waiberlon Electronics Co., Ltd.	HLU90030TD	Input: 120Vac,60Hz,0.28A, output: 30-33.5Vdc, 900mA. LVLE output. Input wire long enough to extend min. 150 mm into the outlet box. Refer to section 7.0 ill.3, 3a for models used in detail.	cETLus Recognized

4.0 Critical Components						
Photo #	Item no. <sup>1</sup>	Name	Manufacturer/ trademark <sup>2</sup>	Type / model <sup>2</sup>	Technical data and securement means	Mark(s) of conformity <sup>3</sup>
2	18	LED drvier-15(Not shown)	Waiberlon Electronics Co., Ltd.	HLU30016TD	Input: 120Vac,60Hz,0.16A, output: 50-54Vdc, 300mA. LVLE output. Input wire long enough to extend min. 150 mm into the outlet box. Refer to section 7.0 ill.3, 3a for models used in detail.	cETLus Recognized
2	19	LED drvier-16(Not shown)	Waiberlon Electronics Co., Ltd.	HLU30010TD	Input: 120Vac,60Hz,0.11A, output: 30-33Vdc, 300mA. LVLE output. Input wire long enough to extend min. 150 mm into the outlet box. Refer to section 7.0 ill.3, 3a for models used in detail.	cETLus Recognized
2	20	LED drvier-17(Not shown)	Waiberlon Electronics Co., Ltd.	HLU60030TD	Input: 120Vac,60Hz,0.28A, output: 45-50Vdc, 300mA. LVLE output. Input wire long enough to extend min. 150 mm into the outlet box. Refer to section 7.0 ill.3, 3a for models used in detail.	cETLus Recognized
2	21	Heat-shrinkable tube	Various	Various	600V, 125°C, VW-1.	cURus
2	22	Closed-end connector	Various	Various	Min. 300V, 105°C, suitable for the wire size and quantity to be connected.	cULus or cETLus
3	23	LED-1	Various	Various	If=60mA, Vf=2.8-3.4V, Size: 2.8 x 3.5 x 0.7 mm.For model details refer to ill. 3, 3a of sec. 7.0.	NR
3	24	LED-2(Not shown)	Various	Various	If=150mA, Vf=2.8-3.4V, Size: 2.8 x 3.5 x 0.7 mm.For model details refer to ill. 3, 3a of sec. 7.0.	NR
3	25	LED-3(Not shown)	Various	Various	If=30mA, Vf=2.7-3.3V, Size: 3.0 x 1.4 x 0.7 mm.For model details refer to ill. 3, 3a of sec. 7.0.	NR
3	26	LED-4(Not shown)	Various	Various	If=150mA, Vf=2.8-3.4V, Size: 5.7 x 3.0 x 0.8 mm.For model details refer to ill. 3, 3a of sec. 7.0.	NR
3	27	LED PCB-1	Various	Various	Single layer printed wiring boards, min. 105°C., min. 1.0mm thickness.For model details refer to ill. 2 of sec. 7.0.	UR
3	28	LED PCB-2(Not shown)	Various	Various	Flexible PCB, min. thickness: 0.25mm. Min. 105°C. For model details refer to ill. 2 of sec. 7.0.	cURus
3	29	LED wire	Various	Various	AWM, min. 24AWG, min 300Vac, min. 105°C.connected to LED module.	cURus or cETLus Recognized
4	30	Enclosure	Various	Various	Painted or planted sheet steel minimum 0.51mm thick.	NR
13	31	Safety wire	Various	Various	Steel wire.min. 1.0mm diameter.used between canopy and mounting surface.For model details refer to ill. 2 of sec. 7.0.	NR



4.0 Critical Components						
Photo #	Item no. <sup>1</sup>	Name	Manufacturer/ trademark <sup>2</sup>	Type / model <sup>2</sup>	Technical data and securement means	Mark(s) of conformity <sup>3</sup>
13	32	External wire	GUANGZHOU TANG YAO WIRES CO LTD	1332	AWM, min. 300V, min. 200°C, min. 20AWG. Sheathed with copper braid. Used between canopy and lamp head. For model details refer to ill. 2 of sec. 7.0.	cURus
14	33	Strain relief device-1	Various	Various	Eight buckle made of plastic material, minimum 1.0mm thick.served as strain relief. Used at canopy. For model details refer to ill.2.	NR
14	34	Strain relief-device-2	Various	Various	Metal steel body, Size: φ5 x 10mm.For models refer to section 7.0 Ill.2.	NR
1	35	Labels(Not shown)	Varvious	Varvious	Suitable for attaching on min. 80° C painted metal surface.Comply with UL 969.	UR
33	36	LED drvier-18(Not shown)	Foshan Nanhai Pingyi Electronic Co.,Ltd.	PYB016C0400L XD1P	Input: 120~277Vac, 50/60Hz, 0.20A, output: 27-40Vdc, 400mA. LVLE output. Ta: 45°C; Tc: 85°C. Input wire long enough to extend min. 150 mm into the outlet box. Refer to section 7.0 ill.3b-3e for models used in detail.	cETLus Recognized
33	37	LED drvier-19(Not shown)	Foshan Nanhai Pingyi Electronic Co.,Ltd.	PYB016C0350L XD1P	Input: 120~277Vac, 50/60Hz, 0.20A, output: 30-46Vdc, 350mA. LVLE output. Ta: 45°C; Tc: 85°C. Input wire long enough to extend min. 150 mm into the outlet box. Refer to section 7.0 ill.3b-3e for models used in detail.	cETLus Recognized
33	38	LED drvier-20(Not shown)	Foshan Nanhai Pingyi Electronic Co.,Ltd.	PYB010C0250L XD1P	Input: 120~277Vac ,50/60Hz, 0.14A, output: 27-40Vdc, 250mA. LVLE output. Ta: 45°C; Tc: 85°C. Input wire long enough to extend min. 150 mm into the outlet box. Refer to section 7.0 ill.3b, 3c, 3e for models used in detail.	cETLus Recognized
34	39	LED drvier-21(Not shown)	Foshan Nanhai Pingyi Electronic Co.,Ltd.	PYB025C0700L XD1P	Input: 120~277Vac ,50/60Hz, 0.35A, output: 24-36Vdc, 700mA. LVLE output. Ta: 45°C; Tc: 85°C. Input wire long enough to extend min. 150 mm into the outlet box. Refer to section 7.0 ill.3b-3f for models used in detail.	cETLus Recognized
34	40	LED drvier-22(Not shown)	Foshan Nanhai Pingyi Electronic Co.,Ltd.	PYB030C0850C ED1WP	Input: 120Vac, 60Hz, 0.33A, output: 21-35Vdc, 850mA. LVLE output. Ta: 45°C; Tc: 80°C. Input wire long enough to extend min. 150 mm into the outlet box. Refer to section 7.0 ill.3b-3c for models used in detail.	cETLus Recognized

4.0 Critical Components						
Photo #	Item no. <sup>1</sup>	Name	Manufacturer/ trademark <sup>2</sup>	Type / model <sup>2</sup>	Technical data and securement means	Mark(s) of conformity <sup>3</sup>
34	41	LED drvier-23(Not shown)	Foshan Nanhai Pingyi Electronic Co.,Ltd.	PYB040C1100C ED1WP	Input: 120Vac, 60Hz, 0.45A, output: 24-36Vdc, 1100mA. LVLE output. Ta: 45°C; Tc: 80°C. Input wire long enough to extend min. 150 mm into the outlet box. Refer to section 7.0 ill.3b for models used in detail.	cETLus Recognized
35	42	LED drvier-24(Not shown)	Foshan Nanhai Pingyi Electronic Co.,Ltd.	PYB016C0500L XD1P	Input: 120~277Vac ,50/60Hz, 0.20A, output: 21-32Vdc, 500mA. LVLE output. Ta: 45°C; Tc: 85°C. Input wire long enough to extend min. 150 mm into the outlet box. Refer to section 7.0 ill.3b-3f for models used in detail.	cETLus Recognized
35	43	LED drvier-25(Not shown)	Foshan Nanhai Pingyi Electronic Co.,Ltd.	PYB025C0800L XD1P	Input: 120~277Vac ,50/60Hz, 0.35A, output: 20-31Vdc, 800mA. LVLE output. Ta: 45°C; Tc: 85°C. Input wire long enough to extend min. 150 mm into the outlet box. Refer to section 7.0 ill.3b-3f for models used in detail.	cETLus Recognized
35	44	LED drvier-26(Not shown)	Foshan Nanhai Pingyi Electronic Co.,Ltd.	PYB030C1000C ED1WP	Input: 120Vac, 60Hz, 0.33A, output: 20-30Vdc, 1000mA. LVLE output. Ta: 45°C; Tc: 80°C. Input wire long enough to extend min. 150 mm into the outlet box. Refer to section 7.0 ill.3b-3d for models used in detail.	cETLus Recognized
37	45	LED drvier-27(Not shown)	Foshan Nanhai Pingyi Electronic Co.,Ltd.	PYB025C0550L XD1P	Input: 120~277Vac ,50/60Hz, 0.35A, output: 30-45Vdc, 550mA. LVLE output. Ta: 45°C; Tc: 85°C. Input wire long enough to extend min. 150 mm into the outlet box. Refer to section 7.0 ill.3b-3e for models used in detail.	cETLus Recognized
37	46	LED drvier-28(Not shown)	Foshan Nanhai Pingyi Electronic Co.,Ltd.	PYB030C0750C ED1WP	Input: 120Vac, 60Hz, 0.33A, output: 27-40Vdc, 750mA. LVLE output. Ta: 45°C; Tc: 80°C. Input wire long enough to extend min. 150 mm into the outlet box. Refer to section 7.0 ill.3b for models used in detail.	cETLus Recognized
37	47	LED drvier-29(Not shown)	Foshan Nanhai Pingyi Electronic Co.,Ltd.	PYB040C0900C ED1WP	Input: 120Vac, 60Hz, 0.45A, output: 27-44Vdc, 900mA. LVLE output. Ta: 45°C; Tc: 80°C. Input wire long enough to extend min. 150 mm into the outlet box. Refer to section 7.0 ill.3b, 3e for models used in detail.	cETLus Recognized
37	48	LED drvier-30(Not shown)	Foshan Nanhai Pingyi Electronic Co.,Ltd.	PYB040C1000C ED1WP	Input: 120Vac, 60Hz, 0.45A, output: 27-40Vdc, 1000mA. LVLE output. Ta: 45°C; Tc: 80°C. Input wire long enough to extend min. 150 mm into the outlet box. Refer to section 7.0 ill.3b for models used in detail.	cETLus Recognized

4.0 Critical Components						
Photo #	Item no. <sup>1</sup>	Name	Manufacturer/ trademark <sup>2</sup>	Type / model <sup>2</sup>	Technical data and securement means	Mark(s) of conformity <sup>3</sup>
38	49	LED drvier-31(Not shown)	Foshan Nanhai Pingyi Electronic Co.,Ltd.	PYB024C0600C ED1WP	Input: 120Vac, 60Hz, 0.26A, output: 27-40Vdc, 600mA. LVLE output. Ta: 45°C; Tc: 80°C. Input wire long enough to extend min. 150 mm into the outlet box. Refer to section 7.0 ill.3b, 3c for models used in detail.	cETLus Recognized
39	50	LED drvier-32(Not shown)	Foshan Nanhai Pingyi Electronic Co.,Ltd.	PYB030C0600C ED1WP	Input: 120Vac, 60Hz, 0.33A, output: 33-50Vdc, 600mA. LVLE output. Ta: 45°C; Tc: 80°C. Input wire long enough to extend min. 150 mm into the outlet box. Refer to section 7.0 ill.3c, 3e for models used in detail.	cETLus Recognized
39	51	LED drvier-33(Not shown)	Foshan Nanhai Pingyi Electronic Co.,Ltd.	PYB040C1200C ED1WP	Input: 120Vac, 60Hz, 0.45A, output: 22-33Vdc, 1200mA. LVLE output. Ta: 45°C; Tc: 80°C. Input wire long enough to extend min. 150 mm into the outlet box. Refer to section 7.0 ill.3c-3e for models used in detail.	cETLus Recognized
40	52	LED drvier-34(Not shown)	Foshan Nanhai Pingyi Electronic Co.,Ltd.	PYB035C0800L XD1P	Input: 120~277Vac ,50/60Hz, 0.50A, output: 29-44Vdc, 800mA. LVLE output. Ta: 45°C; Tc: 85°C. Input wire long enough to extend min. 150 mm into the outlet box. Refer to section 7.0 ill.3c for models used in detail.	cETLus Recognized
41	53	LED drvier-35(Not shown)	Foshan Nanhai Pingyi Electronic Co.,Ltd.	PYB010C0300L XD1P	Input: 120~277Vac ,50/60Hz, 0.14A, output: 22-33Vdc, 300mA. LVLE output. Ta: 45°C; Tc: 85°C. Input wire long enough to extend min. 150 mm into the outlet box. Refer to section 7.0 ill.3c for models used in detail.	cETLus Recognized
46	54	LED drvier-36(Not shown)	Foshan Nanhai Pingyi Electronic Co.,Ltd.	PYB016C0550L XD1P	Input: 120~277Vac ,50/60Hz, 0.20A, output: 19-29Vdc, 550mA. LVLE output. Ta: 45°C; Tc: 85°C. Input wire long enough to extend min. 150 mm into the outlet box. Refer to section 7.0 ill.3d, 3e for models used in detail.	cETLus Recognized
47	55	LED drvier-37(Not shown)	Foshan Nanhai Pingyi Electronic Co.,Ltd.	PYB025C0500L XD1P	Input: 120~277Vac ,50/60Hz, 0.35A, output: 33-50Vdc, 500mA. LVLE output. Ta: 45°C; Tc: 85°C. Input wire long enough to extend min. 150 mm into the outlet box. Refer to section 7.0 ill.3d, 3e for models used in detail.	cETLus Recognized
47	56	LED drvier-38(Not shown)	Foshan Nanhai Pingyi Electronic Co.,Ltd.	PYB040C0800C ED1WP	Input: 120Vac, 60Hz, 0.45A, output: 33-50Vdc, 800mA. LVLE output. Ta: 45°C; Tc: 80°C. Input wire long enough to extend min. 150 mm into the outlet box. Refer to section 7.0 ill.3d, 3e for models used in detail.	cETLus Recognized

4.0 Critical Components						
Photo #	Item no. <sup>1</sup>	Name	Manufacturer/ trademark <sup>2</sup>	Type / model <sup>2</sup>	Technical data and securement means	Mark(s) of conformity <sup>3</sup>
52	57	LED drvier-39(Not shown)	Foshan Nanhai Pingyi Electronic Co.,Ltd.	PYB025C0650L XD1P	Input: 120~277Vac ,50/60Hz, 0.35A, output:25-38Vdc, 650mA. LVLE output. Ta: 45°C; Tc: 85°C. Input wire long enough to extend min. 150 mm into the outlet box. Refer to section 7.0 ill.3e for models used in detail.	cETLus Recognized
56	58	LED drvier-40(Not shown)	Foshan Nanhai Pingyi Electronic Co.,Ltd.	PYB030C0900C ED1WP	Input: 120Vac, 60Hz, 0.33A, output: 21-33Vdc, 900mA. LVLE output. Ta: 45°C; Tc: 80°C. Input wire long enough to extend min. 150 mm into the outlet box. Refer to section 7.0 ill.3e for models used in detail.	cETLus Recognized

NOTES:

- 1) Not all item numbers are indicated (called out) in the photos, as their location is obvious.
- 2) "Various" means any type, from any manufacturer that complies with the "Technical data and securement means" and meets the "Mark(s) of conformity" can be used.
- 3) Indicates specific marks to be verified, which assures the agreed level of surveillance for the component. "NR" - indicates Unlisted and only visual examination is necessary. "See 5.0" indicates Unlisted components or assemblies to be evaluated periodically refer to section 5.0 for details.

## **5.0 Critical Unlisted CEC Components**

No Unlisted CEC components are used in this report.

## 6.0 Critical Features

Recognized Component - A component part, which has been previously evaluated by an accredited certification body with restrictions and must be evaluated as part of the basic product considering the restrictions as specified by the Conditions of Acceptability.

Listed Component - A component part, which has been previously Listed or Certified by an accredited Certification Organization with no restrictions and is used in the intended application within its ratings.

Unlisted Component - A part that has not been previously evaluated to the appropriate designated component standard. It may also be a Listed or Recognized component that is being used outside of its evaluated Listing or component recognition.

Critical Features/Components - An essential part, material, subassembly, system, software, or accessory of a product that has a direct bearing on the product's conformance to applicable requirements of the product standard.

Construction Details - For specific construction details, reference should be made to the photographs and descriptions. All dimensions are approximate unless specified as exact or within a tolerance. In addition to the specific construction details described in this Report, the following general requirements also apply.

1. Spacing - In primary circuits, 3.2mm minimum spacing are maintained through air and 6.4mm minimum over surfaces of insulating material between current-carrying parts of opposite polarity and between such current-carrying parts and dead-metal parts.
2. Mechanical Assembly - Components such as switches, fuseholders, connectors, wiring terminals and display lamps are mounted and prevented from shifting or rotating by the use of lockwashers, starwashers, or other mounting format that prevents turning of the component.
3. Corrosion Protection - All ferrous metal parts are protected against corrosion by painting, plating or the equivalent.
4. Accessibility of Live Parts - All uninsulated live parts in primary circuitry are housed within a metal enclosure constructed with no openings other than those specifically described in Sections 4.
5. Grounding - All exposed dead-metal parts and all dead-metal parts within the enclosure that are exposed are connected to the the equipment grounding terminal.
6. Internal Wiring - Internal wiring is routed away from sharp or moving parts. Internal wiring leads terminating in soldered connections are made mechanically secure prior to soldering. Recognized Component separable (quick disconnect) connectors of the positive detent type, closed loop connectors, or other types specifically described in the text of this report are also acceptable as internal wiring terminals. At points where internal wiring passes through metal walls or partitions, the wiring insulation is protected against abrasion or damage by plastic bushings or grommets. All wiring refer to sec. 4.0.
7. Markings - The product is marked on a labeling system as described in item no. 35 of Section 4.0 as follows:
  - applicant's name
  - model number
  - date of manufacture
  - electrical ratings (volts, amperes & frequency)
8. Cautionary Markings - The following are required:
  - Refer to Sec 7.0 illustrations 1 and 1a for required text and format.
9. Installation, Operating and Safety Instructions - Instructions for installation and use of this product are provided by the manufacturer.
  - Proper wiring connection method, proper installation method.

**7.0 Illustrations**

**Illustration 1 - Cautionary Markings**

Model	Item
JQDL3300	1.3, 2.2
All models except JQDL3300	1.3, 2.2, 2.10

Item	Marking	Text / Format
1.3	___ VOLTS ___ WATTS ___ HERTZ or ___ V ___ W ___ HZ	S16-L3
2.2	DRY LOCATIONS ONLY	Verbatim S16-L2
	POUR EMPLACEMENTS SECS SEULEMENT	
2.10	WALL MOUNT ONLY	Verbatim S16-L2
	INSTALLATION MURALE SEULEMENT	

**7.0 Illustrations**

**Illustration 1a - Cautionary Markings format**

Format minimum size designation for marking height and typeface (clause 20.1.3)

Size Designation	Letter Height		Font Size	Font typeface, upper case
	( mm )	( in )	(points)	
S16	1.6	0.062	6	Univers bold, Arial bold, Helvetica bold, Zurich BT Bold
S24	2.4	0.094	10	Univers bold, Arial bold, Helvetica bold, Zurich BT bold
S32	3.2	0.125	12	Not specified
S48	4.8	0.188	19	Univers bold, Arial bold, Helvetica bold, Zurich BT Bold

Location Designation	Description	Label exposed to a dry/damp environment	Label exposed to a wet environment
L1	Visible during relamping, after installation	Type P	Type P
L2	Visible during installation	Type N	Type P
L3	Visible during installation and inspection of wire connections, located near the supply connections	Type N	Type P
L4	On the smallest unit package or carton	Type T	Type T
L5	On an instruction sheet or tag	Type T	Type T
L6	Visible during component replacement	Type P	Type P

Note:

Type P - Permanent label or nameplate

A label that is intended to remain in the applied position for the lifetime of the luminaire under conditions of intended use.

Uses: Information required for user maintenance over the expected life of the product.

Material: Metal, plastic, or other suitable material with an adhesive suitable for the temperature involved and comply with Clause 20.1.7.

Type N - Non-permanent label or nameplate

A label that is intended to remain in place only for the purpose of installation.

Uses: Certification mark, manufacturer's identification, product identification.

Material: Paper with an adhesive suitable for the temperature involved.

Type T - Temporary label or instruction sheet

A label, instruction sheet, or tag that is not required after installation.

Uses: Installation instructions, and information not required after installation.

Material: Printed matter with or without adhesive and/or attachment, intended to be included with or attached to the product.



**7.0 Illustrations**

**Illustration 2 - Components list**

Item no.	Name	Corresponding model number
1	Mounting bar	JQ6040-36W, JQ6040-16W, JQ6180-12W, JQ6180-16W, JQ6180-24W, JQ6480-16W, JQ6480-20W, JQ6880-16W, JQ6880-20W, JQ6100-12W, JQ6100-16W, JQ7560-12W, JQ7560-16W, JQ7520-12W, JQ7520-16W, JQ7410-14W, JQDL3300, BL1700, BL1710, JQ6110-12W, JQ6110-16W, JQ7110-9W, JQ7110-14W, JQ7060-14W, JQ7060-20W, JQ6250-14W, JQ6490-12W, JQ6490-20W, JQ6330-24W, JQ6330-32W, JQ6030-18W, JQ6420-20W, JQ7580-18W, JQ7580-28W, JQ7610-14W, JQ7610-16W, JQ7640-12W, JQ7640-16W, JQ7920-12W, JQ7920-16W, JQ8030-20W, JQ8030-30W, 9735-390, 9735-490, 9735-590, 9735-690, 9650-14W, 9650-18W, 9650-22W, 9650-28W, 9650-32W, 9050-420, 9050-520, 9050-620, 9050-720, 7110-420, 7110-620, 8778-600mm, 8778-800mm, 8778-1000mm, 8778-1200mm, 7610-630, 7610-830, 7610-1020, 7560-400, 7560-500, 7560-600, 7560-800, 7560-900, 7560-1000, 7560-1200, 7940-420, 7940-620, 6270-400, 6270-600, 6270-800, 6330-410, 6330-610, 6330-810
3	Mounting plate	JQ5820-12W, JQ5820-20W, JQ7240-4T, JQ7500-18W, JQ7950-10W, JQ7950-18W, JQ7950-24W, JQ8270-4T, JQ8270-5T, 5894-3T, 5894-4T, 5894-5T, 5893-3T, 5893-4T, 5893-5T, 5893-6T, 9581-3T, 9581-4T, 9581-5T, 9581-6T, 9604-2T, 9604-3T, 9604-4T, 9604-5T, 9604-6T, 9553-3T, 9553-4T, 9553-5T, 9701-3T, 9701-4T, 9701-5T, 9701-6T, 5892-2T, 5892-3T, 5892-4T, 5892-5T, 5892-6T, 9535-2T, 9535-3T, 9535-4T, 9535-5T, 8590-2T, 8590-3T, 8590-4T, 8590-5T, 8590-6T, 8568-3T, 8568-4T, 8568-5T, 8568-6T, 7800-3T, 7800-4T, 7800-5T, 7800-6T, 7540-2T, 7540-3T, 7540-4T, 7540-5T, 7500-580mm, 7500-760mm, 7248-2T, 7248-3T, 7248-4T, 7248-5T, 7248-6T, 5549-3T, 5549-4T, 5549-5T, 5516-3T, 5516-4T, 5516-5T, 5516-6T, 5516-7T, 5518-3T, 5518-4T, 5518-5T, 5518-6T, 5518-7T.
27	LED PCB-1	All models except JQDL3300
28	LED PCB-2(Not shown)	JQDL3300
31	Safety wire	JQDL3300
32	External wire	JQDL3300
33	Strain relief device-1	JQDL3300
34	Strain relief-device-2	JQDL3300

**7.0 Illustrations**

**Illustration 3 - Ratings list**

120V, 60Hz					
Model No.	Wattage/ W	LED driver	Mounting means	LED quantity	Size(L x W x H mm)
JQ6040-16W	16	HLU50016TD	Wall	80 pcs non-replaced LED-1	420 x 105 x 120
JQ6040-36W	36	HLU70034TD	Wall	180 pcs non- replaced LED-1	1040 x 105 x 180
JQ5820-12W	12	HLU30012TD	Wall	24 pcs non-replaced LED-2	460 x 110 x 100
JQ5820-20W	20	HLU60021TD	Wall	40 pcs non-replaced LED-2	790 x 110 x 100
JQ6180-12W	12	HLU30012TD	Wall	60 pcs non-replaced LED-1	600 x 110 x 85
JQ6180-16W	16	HLU50016TD	Wall	80 pcs non-replaced LED-1	600 x 110 x 85
JQ6180-24W	24	HLU70024TD	Wall	120 pcs non- replaced LED-1	1000 x 110 x 85
JQ6480-16W	16	HLU50016TD	Wall	80 pcs non-replaced LED-1	710 x 110 x 310
JQ6480-20W	20	HLU60021TD	Wall	100 pcs non- replaced LED-1	905 x 110 x 310
JQ6880-16W	16	HLU50016TD	Wall	80 pcs non-replaced LED-1	700 x 110 x 310
JQ6880-20W	20	HLU60021TD	Wall	100 pcs non- replaced LED-1	900 x 110 x 310
JQ6100-12W	12	HLU30012TD	Wall	60 pcs non-replaced LED-1	600 x 110 x 85
JQ6100-16W	16	HLU50016TD	Wall	80 pcs non-replaced LED-1	800 x 110 x 85
JQ7560-12W	12	HLU30012TD	Wall	60 pcs non-replaced LED-1	500 x 120 x 90
JQ7560-16W	16	HLU50016TD	Wall	80 pcs non-replaced LED-1	700 x 120 x 90
JQ7520-12W	12	HLU30012TD	Wall	60 pcs non-replaced LED-1	500 x 110 x 175
JQ7520-16W	16	HLU50016TD	Wall	80 pcs non-replaced LED-1	700 x 110 x 175
JQ7410-14W	14	HLU30013TD	Wall	70 pcs non-replaced LED-1	610 x 110 x 105
JQDL3300	36	HLU105033TD	Ceiling pendant	180 pcs non- replaced LED-1	970 x 110 x 1000
BL1700	6	HLU30006TD	Wall	30 pcs non-replaced LED-1	110 x 300 x 95
BL1710	6	HLU30006TD	Wall	30 pcs non-replaced LED-1	110 x 300 x 80
JQ6110-12W	12	HLU30012TD	Wall	60 pcs non-replaced LED-1	600 x 110 x 90
JQ6110-16W	16	HLU50016TD	Wall	80 pcs non-replaced LED-1	800 x 110 x 90
JQ7110-9W	9	HLU30009TD	Wall	45 pcs non-replaced LED-1	520 x 110 x 210
JQ7110-14W	14	HLU30013TD	Wall	70 pcs non-replaced LED-1	620 x 110 x 210
JQ7060-14W	15	HLU30015TD	Wall	75 pcs non-replaced LED-1	540 x 120 x 205
JQ7060-20W	20	HLU60021TD	Wall	100 pcs non- replaced LED-1	760 x 120 x 205

**7.0 Illustrations**

**Illustration 3a - Components list**

120V, 60Hz					
Model No.	Wattage/ W	LED driver	Mounting means	LED quantity	Size(L x W x H mm)
JQ6250-14W	14	HLU30013TD	Wall	70 pcs non-replaced LED-1	400 x 110 x 50
JQ6490-12W	12	HLU30012TD	Wall	60 pcs non-replaced LED-1	420 x 135 x 85
JQ6490-20W	20	HLU60021TD	Wall	100 pcs non-replaced LED-1	650 x 135 x 85
JQ6330-24W	24	HLU60024TD	Wall	240 pcs non-replaced LED-3	610 x 110 x 85
JQ6330-32W	32	HLU100033TD	Wall	320 pcs non-replaced LED-3	810 x 110 x 85
JQ6030-18W	18	HLU55018TD	Wall	90 pcs non-replaced LED-1	705 x 120 x 110
JQ6420-20W	20	HLU60021TD	Wall	100 pcs non-replaced LED-1	800 x 110 x 80
JQ7240-4T	24	HLU60021TD	Wall	48 pcs non-replaced LED-4	680 x 110 x 90
JQ7500-18W	18	HLU55018TD	Wall	90 pcs non-replaced LED-1	580 x 110 x 105
JQ7580-18W	18	HLU55018TD	Wall	90 pcs non-replaced LED-1	620 x 135 x 85
JQ7580-28W	28	HLU90030TD	Wall	150 pcs non-replaced LED-1	1000 x 135 x 85
JQ7610-14W	14	HLU30013TD	Wall	70 pcs non-replaced LED-1	630 x 110 x 70
JQ7610-16W	16	HLU30016TD	Wall	80 pcs non-replaced LED-1	730 x 110 x 70
JQ7640-12W	12	HLU30012TD	Wall	60 pcs non-replaced LED-1	600 x 110 x 90
JQ7640-16W	16	HLU30016TD	Wall	80 pcs non-replaced LED-1	800 x 110 x 90
JQ7920-12W	12	HLU30012TD	Wall	60 pcs non-replaced LED-1	500 x 110 x 90
JQ7920-16W	16	HLU30016TD	Wall	80 pcs non-replaced LED-1	615 x 110 x 90
JQ7950-10W	10	HLU30010TD	Wall	50 pcs non-replaced LED-1	480 x 110 x 105
JQ7950-18W	18	HLU55018TD	Wall	90 pcs non-replaced LED-1	580 x 110 x 105
JQ7950-24W	24	HLU70024TD	Wall	120 pcs non-replaced LED-1	630 x 110 x 105
JQ8030-20W	20	HLU60021TD	Wall	100 pcs non-replaced LED-1	730 x 110 x 70
JQ8030-30W	30	HLU90030TD	Wall	150 pcs non-replaced LED-1	830 x 110 x 70
JQ8270-4T	24	HLU60024TD	Wall	48 pcs non-replaced LED-2	700 x 110 x 105
JQ8270-5T	30	HLU60030TD	Wall	60 pcs non-replaced LED-4	800 x 110 x 105

**7.0 Illustrations**

**Illustration 3b - Components list**

120V, 60Hz					
Model No.	Wattage/ W	LED driver	Mounting means	LED quantity	Size(L x W x H mm)
9735-390	9W	PYB010C0250LXD1P	Wall	45 pcs non-replaced LED-1	390*110*155
9735-490	12W	PYB016C0350LXD1P	Wall	60 pcs non-replaced LED-1	490*110*155
9735-590	14W	PYB016C0400LXD1P	Wall	70 pcs non-replaced LED-1	590*110*155
9735-690	16W	PYB016C0400LXD1P	Wall	80 pcs non-replaced LED-1	690*110*155
5894-3T	24W	PYB025C0700LXD1P	Wall	150 pcs non-replaced LED-1	650*190*112
5894-4T	32W	PYB030C0850CED1 WP	Wall	200 pcs non-replaced LED-1	750*190*120
5894-5T	36W	PYB040C1100CED1 WP	Wall	250 pcs non- replaced LED-1	880*210*150
5893-3T	18W	PYB016C0500LXD1P	Wall	90 pcs non-replaced LED-1	520*110*132
5893-4T	24W	PYB025C0700LXD1P	Wall	120 pcs non-replaced LED-1	750*190*120
5893-5T	30W	PYB025C0800LXD1P	Wall	150 pcs non-replaced LED-1	900*190*120
5893-6T	36W	PYB030C1000CED1 WP	Wall	180 pcs non-replaced LED-1	1100*190*120
9581-3T	18W	PYB016C0500LXD1P	Wall	90 pcs non-replaced LED-1	520*110*147
9581-4T	24W	PYB025C0700LXD1P	Wall	120 pcs non-replaced LED-1	710*110*147
9581-5T	30W	PYB025C0800LXD1P	Wall	150 pcs non-replaced LED-1	900*110*147
9581-6T	36W	PYB030C1000CED1 WP	Wall	180 pcs non-replaced LED-1	1090*110*147
9604-2T	16W	PYB016C0400LXD1P	Wall	120 pcs non-replaced LED-1	370*110*95
9604-3T	24W	PYB025C0550LXD1P	Wall	180 pcs non-replaced LED-1	630*160*165
9604-4T	32W	PYB030C0750CED1 WP	Wall	240 pcs non-replaced LED-1	800*160*165
9604-5T	40W	PYB040C0900CED1 WP	Wall	300 pcs non-replaced LED-1	820*120*110
9604-6T	48W	PYB040C1000CED1 WP	Wall	360 pcs non-replaced LED-1	1210*110*100
9650-14W	14W	PYB016C0400LXD1P	Wall	70 pcs non-replaced LED-1	450*170*120
9650-18W	18W	PYB016C0500LXD1P	Wall	90 pcs non-replaced LED-1	610*170*120
9650-22W	22W	PYB024C0600CED1 WP	Wall	110 pcs non-replaced LED-1	760*170*120
9650-28W	28W	PYB025C0800LXD1P	Wall	140 pcs non-replaced LED-1	1000*170*120

**7.0 Illustrations**

**Illustration 3c - Components list**

120V, 60Hz					
Model No.	Wattage/ W	LED driver	Mounting means	LED quantity	Size(L x W x H mm)
9650-32W	32W	PYB030C0850CED1 WP	Wall	180 pcs non-replaced LED-1	1210*170*120
9553-3T	24W	PYB025C0800LXD1P	Wall	120 pcs non-replaced LED-1	600*110*140
9553-4T	32W	PYB030C0600CED1 WP	Wall	160 pcs non-replaced LED-1	815*110*140
9553-5T	40W	PYB040C1200CED1 WP	Wall	200 pcs non-replaced LED-1	1030*110*140
9701-3T	18W	PYB016C0500LXD1P	Wall	90 pcs non-replaced LED-1	560*125*90
9701-4T	24W	PYB025C0700LXD1P	Wall	120 pcs non-replaced LED-1	770*125*90
9701-5T	30W	PYB025C0800LXD1P	Wall	150 pc non-replaced LED-1	980*125*90
9701-6T	36W	PYB035C0800LXD1P	Wall	180 pcs non-replaced LED-1	1190*125*90
5892-2T	12W	PYB010C0300LXD1P	Wall	60 pcs non-replaced LED-1	350*110*110
5892-3T	18W	PYB016C0500LXD1P	Wall	90 pcs non-replaced LED-1	550*110*110
5892-4T	24W	PYB025C0700LXD1P	Wall	120 pcs non-replaced LED-1	740*130*110
5892-5T	30W	PYB025C0800LXD1P	Wall	150 pcs non-replaced LED-1	940*130*110
5892-6T	36W	PYB030C1000CED1 WP	Wall	180 pcs non-replaced LED-1	1140*130*110
9535-2T	14W	PYB016C0350LXD1P	Wall	70 pcs non-replaced LED-1	310*150*75
9535-3T	21W	PYB025C0800LXD1P	Wall	105 pcs non-replaced LED-1	500*150*75
9535-4T	28W	PYB025C0550LXD1P	Wall	140 pcs non-replaced LED-1	690*150*75
9535-5T	35W	PYB040C1200CED1 WP	Wall	175 pcs non-replaced LED-1	880*150*75
9050-420	9W	PYB010C0250LXD1P	Wall	45 pcs non-replaced LED-1	415*130*140
9050-520	12W	PYB016C0350LXD1P	Wall	60 pcs non-replaced LED-1	515*130*140
9050-620	14W	PYB016C0400LXD1P	Wall	70 pcs non-replaced LED-1	615*130*140
9050-720	16W	PYB016C0400LXD1P	Wall	80 pcs non-replaced LED-1	715*130*140
7110-420	9W	PYB010C0250LXD1P	Wall	45 pcs non-replaced LED-1	420*110*210
7110-620	14W	PYB016C0400LXD1P	Wall	70 pcs non-replaced LED-1	620*110*210
8590-2T	12W	PYB010C0300LXD1P	Wall	60 pcs non-replaced LED-1	320*110*120
8590-3T	18W	PYB016C0500LXD1P	Wall	90 pcs non-replaced LED-1	500*110*120

**7.0 Illustrations**

**Illustration 3d - Components list**

120V, 60Hz					
Model No.	Wattage/ W	LED driver	Mounting means	LED quantity	Size(L x W x H mm)
8590-4T	24W	PYB025C0700LXD1P	Wall	120 pcs non-replaced LED-1	550*90*110
8590-5T	30W	PYB025C0800LXD1P	Wall	150 pcs non-replaced LED-1	820*110*120
8590-6T	36W	PYB030C1000CED1 WP	Wall	180 pcs non-replaced LED-1	990*110*120
8778-600mm	14W	PYB016C0550LXD1P	Wall	70 pcs non-replaced LED-1	600*110*185
8778-800mm	18W	PYB016C0550LXD1P	Wall	90 pcs non-replaced LED-1	800*110*185
8778-1000mm	24W	PYB025C0550LXD1P	Wall	120 pcs non-replaced LED-1	1000*110*185
8778-1200mm	28W	PYB025C0550LXD1P	Wall	140 pcs non-replaced LED-1	1200*110*185
8568-3T	24W	PYB025C0550LXD1P	Wall	144 pcs non-replaced LED-1	550*110*100
8568-4T	32W	PYB025C0500LXD1P	Wall	192 pcs non-replaced LED-1	750*110*100
8568-5T	40W	PYB040C1200CED1 WP	Wall	240 pcs non-replaced LED-1	950*110*100
8568-6T	48W	PYB040C0800CED1 WP	Wall	288 pcs non-replaced LED-1	970*140*110
7800-3T	18W	PYB016C0500LXD1P	Wall	90 pcs non-replaced LED-1	500*190*120
7800-4T	24W	PYB025C0550LXD1P	Wall	120 pcs non-replaced LED-1	700*190*120
7800-5T	30W	PYB025C0800LXD1P	Wall	150 pcs non-replaced LED-1	880*110*110
7800-6T	36W	PYB030C1000CED1 WP	Wall	180 pcs non-replaced LED-1	1040*110*115
7610-630	14W	PYB016C0400LXD1P	Wall	70 pcs non-replaced LED-1	630*110*70
7610-830	18W	PYB016C0500LXD1P	Wall	90 pcs non-replaced LED-1	830*110*70
7610-1020	24W	PYB025C0550LXD1P	Wall	120 pcs non-replaced LED-1	1020*110*70
7560-400	12W	PYB016C0350LXD1P	Wall	60 pcs non-replaced LED-1	400*120*90
7560-500	12W	PYB016C0350LXD1P	Wall	60 pcs non-replaced LED-1	500*120*90
7560-600	18W	PYB016C0500LXD1P	Wall	90 pcs non-replaced LED-1	600*120*90
7560-800	20W	PYB025C0550LXD1P	Wall	100 pcs non-replaced LED-1	800*120*90
7560-900	22W	PYB024C0600CED1 WP	Wall	110 pcs non-replaced LED-1	900*130*90
7560-1000	24W	PYB025C0700LXD1P	Wall	120 pcs non-replaced LED-1	1000*130*90
7560-1200	30W	PYB025C0500LXD1P	Wall	150 pcs non-replaced LED-1	1200*130*90

**7.0 Illustrations**

**Illustration 3e - Components list**

120V, 60Hz					
Model No.	Wattage/ W	LED driver	Mounting means	LED quantity	Size(L x W x H mm)
7940-420	9W	PYB010C0250LXD1P	Wall	45 pcs non-replaced LED-1	420*160*200
7940-620	14W	PYB016C0400LXD1P	Wall	70 pcs non-replaced LED-1	620*160*200
7540-2T	16W	PYB016C0350LXD1P	Wall	72 pcs non-replaced LED-1	330*110*120
7540-3T	24W	PYB025C0500LXD1P	Wall	108 pcs non-replaced LED-1	510*110*120
7540-4T	28W	PYB025C0650LXD1P	Wall	144 pcs non-replaced LED-1	690*110*120
7540-5T	40W	PYB040C0900CED1 WP	Wall	180 pcs non-replaced LED-1	870*110*120
7500-580mm	18W	PYB016C0500LXD1P	Wall	90 pcs non-replaced LED-1	580*110*105
7500-760mm	26W	PYB025C0500LXD1P	Wall	135 pcs non-replaced LED-1	760*110*108
7248-2T	16W	PYB016C0550LXD1P	Wall	32 pcs non-replaced LED-2	320*110*90
7248-3T	24W	PYB025C0550LXD1P	Wall	48 pcs non-replaced LED-2	500*110*90
7248-4T	32W	PYB030C0600CED1 WP	Wall	64 pcs non-replaced LED-2	680*110*90
7248-5T	40W	PYB040C1200CED1 WP	Wall	80 pcs non-replaced LED-2	860*110*100
7248-6T	48W	PYB040C0800CED1 WP	Wall	96 pcs non-replaced LED-2	1040*110*100
6270-400	9W	PYB010C0250LXD1P	Wall	45 pcs non-replaced LED-1	405*110*70
6270-600	14W	PYB016C0400LXD1P	Wall	70 pcs non-replaced LED-1	605*110*70
6270-800	18W	PYB016C0500LXD1P	Wall	90 pcs non-replaced LED-1	805*110*70
6330-410	16W	PYB016C0400LXD1P	Wall	160 pcs non-replaced LED-3	410*110*85
6330-610	24W	PYB025C0550LXD1P	Wall	240 pcs non-replaced LED-3	610*110*85
6330-810	32W	PYB030C0900CED1 WP	Wall	320 pcs non-replaced LED-3	810*110*85
5549-3T	18W	PYB016C0500LXD1P	Wall	90 pcs non-replaced LED-1	520*110*125
5549-4T	24W	PYB025C0700LXD1P	Wall	120 pcs non-replaced LED-1	710*110*125
5549-5T	30W	PYB025C0800LXD1P	Wall	150 pcs non-replaced LED-1	900*110*125
5516-3T	18W	PYB016C0500LXD1P	Wall	90 pcs non-replaced LED-1	540*110*110
5516-4T	24W	PYB025C0700LXD1P	Wall	120 pcs non-replaced LED-1	740*110*110

**7.0 Illustrations**


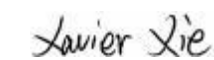
**Illustration 3f - Components list**

120V, 60Hz					
Model No.	Wattage/ W	LED driver	Mounting means	LED quantity	Size(L x W x H mm)
5516-5T	30W	PYB025C0800LXD1P	Wall	150 pcs non-replaced LED-1	820*120*110
5518-3T	18W	PYB016C0500LXD1P	Wall	90 pcs non-replaced LED-1	540*110*110
5518-4T	24W	PYB025C0700LXD1P	Wall	120 pcs non-replaced LED-1	740*110*110
5518-5T	30W	PYB025C0800LXD1P	Wall	150 pcs non-replaced LED-1	940*110*110
5516-6T	36W	PYB025C0800LXD1P	Wall	150 pcs non-replaced LED-1	990*120*110
5516-7T	42W	PYB016C0500LXD1P	Wall	90 pcs non-replaced LED-1	1150*120*110
5518-6T	36W	PYB025C0700LXD1P	Wall	120 pcs non-replaced LED-1	990*120*110
5518-7T	42W	PYB025C0800LXD1P	Wall	150 pcs non-replaced LED-1	1150*120*110



<b>8.0 Test Summary</b>			
Evaluation Period	13-May-2020 to 28-Jun-2020		Project No. 200513075GZU
Sample Rec. Date	13-May-2020	Condition Prototype	Sample ID. S200513075-001~053
Test Location	Trust Cert Certification & Testing Co., Ltd Room 408, Block A, Jingu Community, Yong-an Road, Foshan City, China		
Test Procedure	Testing Lab		
Determination of the result includes consideration of measurement uncertainty from the test equipment and methods. The product was tested as indicated below with results in conformance to the relevant test criteria.			
The following tests were performed:			
Test Description	[UL 1598:2018 Ed.4]/ Clause	[CSA C22.2#250.0:2018 Ed.4]/ Clause	-
Normal Temperature Test	15	15	-
Loading Test	17.15	17.15	-
Movable Joint Torsion And Pull Test	17.20	17.20	-
Strain Relief Test	17.21	17.21	-
Ground-Screw Assembly Strength Test	17.39	17.39	-
Dielectric voltage-withstand Test	18.1	18.1	-
Bonding Circuit Impedance Test	18.2	18.2	-
Test Description	[UL 8750:2015 Ed.2+R:22Aug2018] / Clause	[CSA C22.2#250.13:2017 Ed.3 / Clause	-
Input Test	8.2	9.2	-
Temperature Test	8.3	9.3	-
Abnormal Tests - Component Failure Test	8.7.2	9.5.2	-

8.0 Test Summary			
Evaluation Period	06-Jan-2022 to 4-Mar-2022		Project No. 220106053GZU
Sample Rec. Date	6-Jan-2022	Condition Prototype	Sample ID. S220106053-001~008
Test Location	Intertek Testing Services Shenzhen Ltd. Guangzhou Branch Room 02, &101/E201/E301/E401/E501/E601/E701/E801 of Room 01 1-8/F., No. 7-2, Caipin Road, Science City, GETDD Guangzhou, Guangdong, China		
Test Procedure	Testing Lab		
Determination of the result includes consideration of measurement uncertainty from the test equipment and methods. The product was tested as indicated below with results in conformance to the relevant test criteria.			
The following tests were performed:			
Test Description	[UL 1598:2018 Ed.4][UL 1598:2021 Ed.5+R:18Jun2021] / Clause	[CSA C22.2#250.0:2021 Ed.5+U1] / Clause	-
Normal Temperature Test	15	15	-
Loading Test	17.15	17.15	-
Ground-Screw Assembly Strength Test	17.39	17.39	-
Dielectric voltage-withstand Test	18.1	18.1	-
Bonding Circuit Impedance Test	18.2	18.2	-
Test Description	[UL 8750:2015 Ed.2+R:23Sep2021] / Clause	[CSA C22.2#250.13:2020 Ed.4] / Clause	-
Input Test	8.2	9.2	-
Dielectric Voltage-Withstand Test	8.6	9.4	-
Environmental Test - Humidity Exposure Test	8.14.1	9.12.1	-

8.1 Signatures			
A representative sample of the product covered by this report has been evaluated and found to comply with the applicable requirements of the standards indicated in Section 1.0.			
Completed by:	Herman Deng	Reviewed by:	Xavier Xie
Title:	Engineer	Title:	Supervisor
Signature:		Signature:	

**9.0 Correlation Page For Multiple Listings**

The following products, which are identical to those identified in this report except for model number and Listee name, are authorized to bear the ETL label under provisions of the Intertek Multiple Listing Program.

BASIC LISTEE	Zhongshan Henglan Bolang Lighting Factory
Address	4th Floor of #6-7 Building, Unit 1 of 1st Floor of #2 Building, NO.17 Yongxing North Road, Henglan Town ZHONGSHAN, Guangdong 528478
Country	China
Product	LED fixed Luminaires

MULTIPLE LISTEE 1	None
Address	
Country	
Brand Name	
ASSOCIATED MANUFACTURER	
Address	
Country	
MULTIPLE LISTEE 1 MODELS	BASIC LISTEE MODELS

MULTIPLE LISTEE 2	None
Address	
Country	
Brand Name	
ASSOCIATED MANUFACTURER	
Address	
Country	
MULTIPLE LISTEE 2 MODELS	BASIC LISTEE MODELS

MULTIPLE LISTEE 3	None
Address	
Country	
Brand Name	
ASSOCIATED MANUFACTURER	
Address	
Country	
MULTIPLE LISTEE 3 MODELS	BASIC LISTEE MODELS

## 10.0 General Information

The Applicant and Manufacturer have agreed to produce, test and label ETL Listed products in accordance with the requirements of this Report. The Manufacturer has also agreed to notify Intertek and to request authorization prior to using alternate parts, components or materials.

### COMPONENTS

Components used shall be those itemized in this Intertek report covering the product, including any amendments and/or revisions.

### LISTING MARK

The ETL Listing mark applied to the products shall either be separable in form, such as labels purchased from Intertek, or on a product nameplate or other media only as specifically authorized by Intertek. Use of the mark is subject to the control of Intertek.

The mark must include the following four items:

- 1) applicable country identifiers "US" and/or "C" or "US", "C" and "EU"
- 2) the word "Listed" or "Classified" or "Recognized Component" (whichever is appropriate)
- 3) a control number issued by Intertek
- 4) a product descriptor that identifies the standards used for certification. Example:

**For US standards**, the words, "Conforms to" shall appear with the standard number along with the word, "Standard" or "Std." Example: "Conforms to ANSI/UL Std. XX."

**For Canadian standards**, the words "Certified to CAN/CSA Standard CXX No. XX." shall be used, or abbreviated, "Cert. to CAN/CSA Std. CXX No. XX."

Can be used together when both standards are used.

**If all standards on the ATM have the same standard title**, the shared title or its abbreviation may be used in place of the examples above. Example: "Medical Electrical Equipment" or "MEE"; "Information Technology Equipment" or "ITE"; "Audio/Video Information And Communication Technology Equipment" or "A/V ICTE".

**Note: A facsimile must be submitted to Intertek, Attn: Follow-up Services for approval prior to use.**

The facsimile need not have a control number. A control number will be issued **after signed Certification**

**Agreements** have been received by the Follow-up Services office, approval of the facsimile of your proposed Listing Mark, satisfactory completion of the Listing Report, and scheduling of a factory assessment in your facility.

### MANUFACTURING AND PRODUCTION TESTS

Manufacturing and Production Tests shall be performed as required in this Report.

### FOLLOW-UP SERVICE

Periodic unannounced audits of the manufacturing facility (and any locations authorized to apply the mark) shall be scheduled by Intertek. An audit report shall be issued after each visit. Special attention will be given to the following:

1. Conformance of the manufactured product to the descriptions in this Report.
2. Conformance of the use of the ETL mark with the requirements of this Report and the Certification Agreement.
3. Manufacturing changes.
4. Performance of specified Manufacturing and Production Tests.

In the event that the Intertek representative identifies non-conformance(s) to any provision of this Report, the Applicant shall take one or more of the following actions:

1. Correct the non-conformance.
2. Remove the ETL Mark from non-conforming product.
3. Contact the issuing product safety evaluation center for instructions.

### 10.1 Evaluation of Unlisted Components

Because Unlisted Components are uncontrolled, and they do not fall under a third party follow up program, Intertek may require these components to be tested and/or evaluated at least once annually, more often for certain components, as part of the independent certification process. The Unlisted Components in Section 5.0 require testing and/or evaluation as indicated.

**The Applicant will be notified, in writing, via the applicable contact methods, as defined in Section 1.0, when these components must be selected and sent to Component Evaluation Center (CEC) for re-evaluation.**

**Due to particular testing requirements, some components may be requested to be shipped to specific labs. Thus, specific shipment destination(s) for each sample will be provided in the written notification.**

Managing CEC Location:

Intertek Testing Services Shenzhen Limited Guangzhou Branch

ETL Component Evaluation Center

Room 02, &101/E201/E301/E401/E501/E601/E701/E801 of Room 01 1-8/F., No. 7-2,

Caipin Road, Science City

GETDD Guangzhou, Guangdong, China

Attn: Ms. Joey Kuang

Sample Disposition: Due to the destructive nature of the testing, all samples will be discarded at the conclusion of testing unless, the manufacturer specifically requests the return of the samples. The request for return must accompany the initial component shipment.

### 11.0 Manufacturing and Production Tests

The manufacturer agrees to conduct the following Manufacturing and Production Tests as specified:

#### **Required Tests**

Dielectric Voltage Withstand Test  
Grounding Continuity Test

### 11.1 Dielectric Voltage Withstand Test

#### Method:

One hundred percent of production of the products covered by this Report shall be subjected to a routine production line dielectric withstand test.

The test shall be conducted on products, which are fully assembled. Prior to applying the test potential, switches, contractors, relays, etc., should be closed so that all primary circuits are energized by the test all potential. If all primary circuits cannot be tested at one time, then separate applications of the test potential shall be made.

The test voltage specified below shall be applied between Primary wiring, including connected components, and accessible dead metal parts of a portable luminaire that are likely to become energized, including those parts that are accessible only during relamping. The test voltage may be gradually increased to the specified value but must be maintained at the specified value for one second or one minute as required.

#### Test Equipment:

The test equipment shall incorporate a transformer with an essentially sinusoidal output, a means to indicate the applied test potential, and an audible and/or visual indicator of dielectric breakdown.

The test equipment shall incorporate a voltmeter in the output circuit to indicate directly the applied test potential if the rated output of the test equipment is less than 500VA.

If the rated output of the test equipment is 500VA or more, the applied test potential may be indicated by either:

- 1 - a voltmeter in the primary circuit;
- 2 - a selector switch marked to indicate the test potential; or
- 3 - a marking in a readily visible location to indicate the test potential for test equipment having a single test potential output.

In cases 2 and 3, the test equipment shall include a lamp or other visual means to indicate that the test potential is present at the test equipment output.

All test equipment shall be maintained in current calibration.

### Products Requiring Dielectric Voltage Withstand Test:

<u>PRODUCT</u>	<u>Test Voltage</u>	<u>Test Time</u>
All products covered by this report.	1200V	1 second

### 11.2 Grounding Continuity Test

Method:

Each product listed below shall be subjected to a test to determine that there is continuity between accessible dead-metal parts of the product and the grounding pin or blade of the attachment plug.

If all accessible dead metal is connected, only a single test need be performed. A visual or audible device (ohmmeter, buzzer, etc.) may be used to indicate grounding continuity.

The measured or calculated resistance between the point of connection of the grounding means and any non-current-carrying metal parts described above should not exceed 0.10  $\Omega$ .

Test Equipment:

The ground continuity test apparatus shall be an ohmmeter or similar indicating instrument capable of measuring 0.10  $\Omega$ .

### Products Requiring Grounding Continuity Test:

At least Once per quarter for all products covered by this report.

12.0 Revision Summary				
The following changes are in compliance with the declaration of Section 8.1:				
Date/ Proj # Site ID	Project Handler/ Reviewer	Section	Item	Description of Change
24-Mar-2022	Herman Deng <i>Herman Deng</i>			Updated the UL standard from "Luminaires [UL 1598:2018 Ed.4]" to "Luminaires [UL 1598:2021 Ed.5+R:18Jun2021]".
220106053G ZU	Xavier Xie <i>Xavier Xie</i>	1.0	-	Updated the CSA standard from "Luminaires [CSA C22.2#250.0:2018 Ed.4]" to "Luminaires [CSA C22.2#250.0:2021 Ed.5+U1]".
			-	Changed the address of Applicant and Manufacturer from "3rd Floor, C1 Building, 9#, Kanglong 3rd Road, Henglan Town Zhongshan City, Guangdong Province, 528478" to "4th Floor of #6-7 Building, Unit 1 of 1st Floor of #2 Building, NO.17 Yongxing North Road, Henglan Town ZHONGSHAN, Guangdong 528478".
			-	Added new models 9735-390, 9735-490, 9735-590, 9735-690, 5894-3T, 5894-4T, 5894-5T, 5893-3T, 5893-4T, 5893-5T, 5893-6T, 9581-3T, 9581-4T, 9581-5T, 9581-6T, 9604-2T, 9604-3T, 9604-4T, 9604-5T, 9604-6T, 9650-14W, 9650-18W, 9650-22W, 9650-28W, 9650-32W, 9553-3T, 9553-4T, 9553-5T, 9701-3T, 9701-4T, 9701-5T, 9701-6T, 5892-2T, 5892-3T, 5892-4T, 5892-5T, 5892-6T, 9535-2T, 9535-3T, 9535-4T, 9535-5T, 9050-420, 9050-520, 9050-620, 9050-720, 7110-420, 7110-620, 8590-2T, 8590-3T, 8590-4T, 8590-5T, 8590-6T, 8778-600mm, 8778-800mm, 8778-1000mm, 8778-1200mm, 8568-3T, 8568-4T, 8568-5T, 8568-6T, 7800-3T, 7800-4T, 7800-5T, 7800-6T, 7610-630, 7610-830, 7610-1020, 7560-400, 7560-500, 7560-600, 7560-800, 7560-900, 7560-1000, 7560-1200, 7940-420, 7940-620, 7540-2T, 7540-3T, 7540-4T, 7540-5T, 7500-580mm, 7500-760mm, 7248-2T, 7248-3T, 7248-4T, 7248-5T, 7248-6T, 6270-400, 6270-600, 6270-800, 6330-410, 6330-610, 6330-810, 5549-3T, 5549-4T, 5549-5T, 5516-3T, 5516-4T, 5516-5T, 5518-3T, 5518-4T, 5518-5T.
		-	Changed the description of Ratings from "For model details refer to ill. 3, 3a of sec. 7.0." to "For model details refer to ill. 3~3f of sec. 7.0.".	
		3.0	33-63	Added new photos 33, 34, 35, 36, 37, 38, 39, 40, 41, 42, 43, 44, 45, 46, 47, 48, 49, 50, 51, 52, 53, 54, 55, 56, 57, 58, 59, 60, 61, 62, 63.
		4.0	36-58	Added new components 36, 37, 38, 39, 40, 41, 42, 43, 44, 45, 46, 47, 48, 49, 50, 51, 52, 53, 54, 55, 56, 57, 58.
		7.0	2	Added all new models into ill.2 for component use.
			3b-3f	Added Illustration 3b, 3c, 3d, 3e, 3f for Ratings and component use.
8.0	-	Re-signed.		