

Item No.ET616

Assembly Instructions



Please install the products on carpet or soft place

Parts List

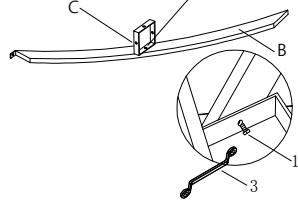
No.	Sketch	Description	Qty
A		Glass Top	1
B		Leg	4
C		Iron Box	1
D		Adjustable Feet	4

Hardware List

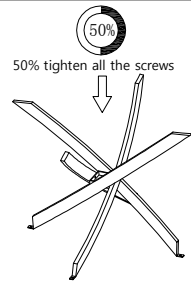
No.	Sketch	Description	Qty
1		Bolts M8x16	4
2		Bolts M8x8	4
3		Offset Ring Spanner	1
4		Allen Key	1

STEP 1

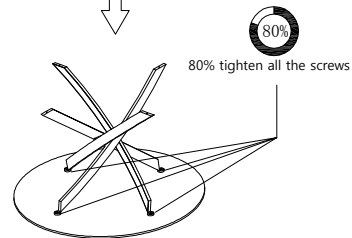
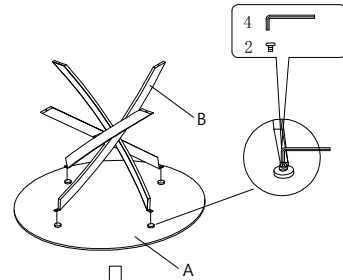
The hole spacing corresponds to the leg



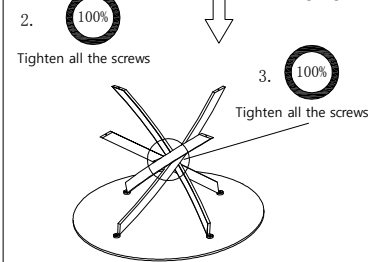
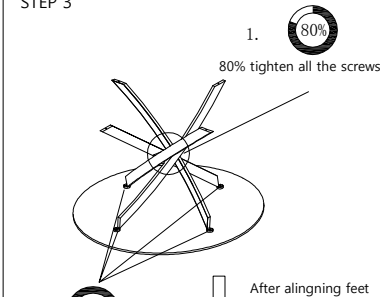
Note: The opening direction of the box should be consistent with the picture



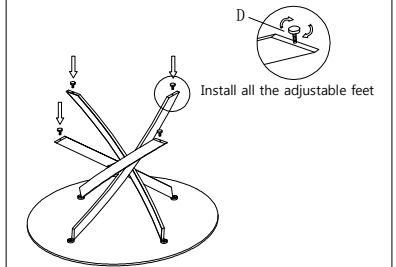
STEP 2



STEP 3



STEP 4



COMPLETED

