


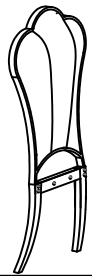


Item NO:DCK65 Dining chair

# Assembly Instruction







<b>ASSEMBLY TIME PER UNIT:</b>	<b>20MINUTES</b>
--------------------------------	------------------

## PARTS IDENTIFICATION

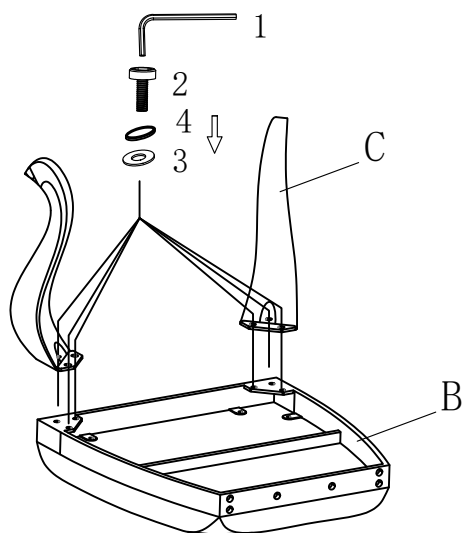
<b>A</b>	<b>BACK</b>		<b>1PC</b>		<b>B</b>	<b>SEATER</b>		<b>1PC</b>
<b>C</b>	<b>LEGS</b>		<b>2PCS</b>					

## HARDWARE LIST

NO.	SIZE	DIAGRAM	QTY	NO.	SIZE	DIAGRAM	QTY
1	Allen wrench		1	3	Flat washer		12
2	Bolts M8x25		12	4	Spring Shim		12

Item NO:DCK65 Dining chair

STEP1



STEP2

