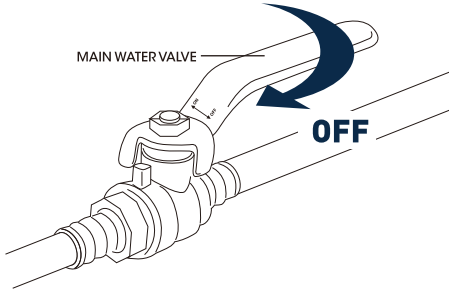


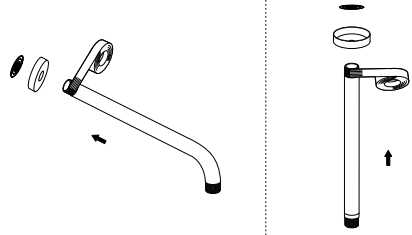
Fixed Shower Heads

Installation instruction

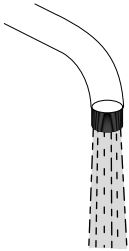
1 Before you begin



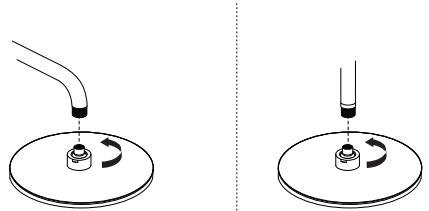
2 Apply sealant tape to the shower arm.



3 Run water to flush out debris.



4 Secure the showerhead using a wrench. Do not overtighten!



Maintenance: To dislodge debris, rub the nozzles while the water is running. To improve the water flow, remove the showerhead and clean the screen washer.

