



# Test Report

Report No: KEYS23122645001RH-03

Date: Dec. 29, 2023

Page 1 of 12

**Applicant** : Jinghuixin Home Furnishings Co., Ltd  
**Address** : Building C3, Shunju Group, Qiuchang Chayuan  
**Manufacturer** : Dapinju Home Furnishings Co., Ltd  
**Address** : Dapinju, Jiangtian Group, Qiuchang Street, Huiyang District, Huizhou

The following sample(s) was /were submitted and identified on behalf of the clients as :

**Sample Name** : Cabinet  
**Sample Model** : 047  
**Age grading** : 18 Years+  
**Sample Received Date** : Dec. 27, 2023  
**Testing Period** : Dec. 27, 2023 To Dec. 29, 2023  
**Test Requested** : Selected test (s) in the selected parts as requested by client with  
ASTM F 2057-23 Standard Safety Specification for Clothing Storage Units  
**Test Method** : Please refer to next page(s).  
**Test Result** : Please refer to next page(s).

Signed for and on behalf of



Tony Qian/ Approved Signatory

This report is only responsible for the test results of the samples submitted for inspection, and is not responsible for the source of the samples submitted for inspection. This report shall not be altered, increased or deleted. Without written approval of KEYS, this test report shall not be copied except in full and published as advertisement.

Guangdong KEYS Testing Technology Co., Ltd.

Address: Building 1, No.18, Shihuan Road, Dongcheng Subdistrict, Dongguan,  
Guangdong, China  
Tel: 0769-89798319 E-mail: info@keys-lab.com Web: <http://www.keys-lab.com>



# Test Report

Report No: KEYS23122645001RH-03

Date: Dec. 29, 2023

Page 2 of 12

## Test Result(s):

### 1. ASTM F 2057-23

Standard Safety Specification for Clothing Storage Units

Clause	Testing Items	Assessment
4.	Performance Requirements	
4.1	With the unit set up in accordance with 8.1, and without the anti-tip device, test the unit in accordance with 9.2.1, 9.2.2, and 9.2.3.	P
4.2	During the test, the unit shall not tip over or be supported by any component unless that component was specifically designed for that purpose.	P
4.3	If a failed component prohibits the completion of the test, then the failed component(s) shall be repaired or replaced to the original specifications, or the component replaced and the test repeated with the failed component secured as to not affect the test results but to prevent the component from failing.	P
4.4	An anti-tip device shall be included with each item of furniture covered under the scope of this safety specification for attachment by the consumer.	P
4.5	The anti-tip device provided shall meet the requirement of Specification F3096.	P
4.6	Interlock Requirements:	P
4.6.1	Interlocks shall not require additional consumer action to engage during normal operation of the extendible element, for example, opening and closing the drawer to access the interior volume.	P
4.6.1.1	Consumer action to reengage the interlock system after disengaging to allow removal of one or more extendible elements is allowed, for example, to install an anti-tip device or retrieve a lost sock.	P
4.6.1.2	An interlocked extendible element removed for such one-time action shall not require removal of components such as back panels and dust bottom to access the interlocking mechanism during reengagement. Reengagement shall not require tools unless those tools are also required for disengagement.	P
4.6.1.3	An interlocked extendible element removed for such one-time action shall either: (1) Not be fully functional when reinstalled until the interlock is reengaged. (For example, it will not fully close or ride on tracks if interlock is not reengaged—which can be an automatic action when reinstalled in case.); or (2) Include a separate warning or warnings as described in 10.2.3.10.	P
4.6.2	Interlocks shall not require consumer assembly and/or installation if the unit is shipped assembled, except as allowed in 4.6.1.1.	P

This report is only responsible for the test results of the samples submitted for inspection, and is not responsible for the source of the samples submitted for inspection. This report shall not be altered, increased or deleted. Without written approval of KEYS, this test report shall not be copied except in full and published as advertisement.

Guangdong KEYS Testing Technology Co., Ltd.

Address: Building 1, No.18, Shihuan Road, Dongcheng Subdistrict, Dongguan, Guangdong, China  
Tel: 0769-89798319 E-mail: info@keys-lab.com Web: http://www.keys-lab.com



# Test Report

Report No: KEYS23122645001RH-03

Date: Dec. 29, 2023

Page 3 of 12

Clause	Testing Items	Assessment
4.6.3	Consumer assembly and/or installation of interlock components as part of the normal consumer assembly process is allowed for items shipped/sold unassembled.	P
4.6.4	When tested to 9.1, the extendible element shall be considered interlocked to the open extendible element if either:	P
4.6.4.1	It remains closed during the test and is functional after tested extendible element is closed; or	P
4.6.4.2	Its opening acts to close the extendible element originally open.	P
10.	Marking and Labeling	P
10.1	Warnings on Product:	P
10.1.1	Each clothing storage unit shall be permanently marked in at least one place with the warnings from this section. The warnings shall be in a conspicuous location when in use. The warnings shall be applied on one surface, not wrapped or folded around or over corners.	P
10.1.1.1	The warnings shall be considered conspicuous when in use when at least one of the following conditions is met: (1) The warnings are inside a drawer box on a drawer side with the top of the signal word panel 0.5 in. (12.7 mm) or less from the top of the drawer side and the border or edge of the label 3 in. (76 mm) or less from the back of the drawer front; they are not required to be visible on all drawers. It is permissible for the warnings to be on either drawer side. Or, (2) The warnings are visible anywhere on the open door or on the cabinet side adjacent to the door no more than 1 in. (25 mm) from the doors closed position or the structure of the unit, whichever is farther from the front, when any hinged door, not each door, is open; they are not required to be visible behind all doors. Or, (3) The warnings are visible on the cabinet side adjacent to the door no more than 1 in. from the door's closed position when any sliding door, not each door, is fully open, or the structure of the unit near the door, whichever is farther from the front. If doors have different distances from the front, this dimension shall apply to the farthest back door; they are not required to be visible behind all doors. Or, (4) The warnings from 10.2.3.1 and 10.2.3.3 and the symbol from Fig. 20 shall meet Condition 1 and contain language directing the user to the bottom of the same drawer and the full warning shall be on the inside face of the drawer bottom.	P
10.1.1.2	For units shipped requiring consumer assembly, it is permissible for the warnings to be on parts that can be installed in other locations; the location shall be considered	P

This report is only responsible for the test results of the samples submitted for inspection, and is not responsible for the source of the samples submitted for inspection. This report shall not be altered, increased or deleted. Without written approval of KEYS, this test report shall not be copied except in full and published as advertisement.

**Guangdong KEYS Testing Technology Co., Ltd.**

Address: Building 1, No.18, Shihuan Road, Dongcheng Subdistrict, Dongguan, Guangdong, China  
Tel: 0769-89798319 E-mail: info@keys-lab.com Web: http://www.keys-lab.com




# Test Report

Report No: KEYS23122645001RH-03

Date: Dec. 29, 2023

Page 4 of 12

Clause	Testing Items	Assessment
	acceptable if it would meet these location requirements in any possible location even if it does not meet them in all locations. For example, if a drawer side can be installed as the left or right side but the conditions in 10.1.1.1(1) are met, only when installed on the right it is acceptable.	
10.2	Warnings Format and Content:	P
10.2.1	The warnings shall be formatted in a manner consistent with ANSI Z535.4. See Fig. 16, Fig. 17, and Fig. 18 for examples.	P
10.2.2	The signal word panel shall include the Safety Alert Symbol “  ” and state “WARNING”.	P
10.2.2.1	“WARNING” shall be in all caps, bold face type not less than 0.15 in. (3.8 mm) capital letter height in a sans serif font. The letter color shall be safety black on a safety orange or safety white background, or safety white on a safety black background.	P
10.2.2.2	The Safety Alert Symbol is composed of an equilateral triangle surrounding an exclamation mark. It shall be presented in one of five color formats when used with the WARNING signal word: (1) A safety black triangle with a safety orange exclamation mark, or; (2) A safety yellow triangle with a safety black border and safety black exclamation mark—to allow consistency with certain ISO standards, or; (3) A safety yellow triangle with a safety black exclamation mark and a yellow border around a safety black band—to allow consistency with certain ISO standards, or; (4) A safety black triangle with a safety white exclamation mark—for black and white only formats, or; (5) A safety white triangle with a safety black exclamation mark—for black and white only formats.	P
10.2.3	In the following sections, the plain type is descriptive information; bold type is used for the required warning statements. The warning statements, unless otherwise noted, shall be included as stated. All text shall be a sans serif font, not less than 0.1 in. (2.5 mm) capital letter height. The text shall be safety black letters on a safety white background or the letters shall contrast the background.	P
10.2.3.1	The warning message panel shall begin with the following statement in bold face type. <b>Children have died from furniture tipover. To reduce the risk of furniture tipover:</b>	P
10.2.3.2	The warning message panel shall include the following statements, preceded by a bullet point, in the order given.	P

This report is only responsible for the test results of the samples submitted for inspection, and is not responsible for the source of the samples submitted for inspection. This report shall not be altered, increased or deleted. Without written approval of KEYS, this test report shall not be copied except in full and published as advertisement.

Guangdong KEYS Testing Technology Co., Ltd.

Address: Building 1, No.18, Shihuan Road, Dongcheng Subdistrict, Dongguan, Guangdong, China  
 Tel: 0769-89798319 E-mail: info@keys-lab.com Web: http://www.keys-lab.com



# Test Report

Report No: KEYS23122645001RH-03

Date: Dec. 29, 2023

Page 5 of 12

Clause	Testing Items	Assessment
10.2.3.3	<b>ALWAYS install anti-tip device provided.</b>	P
10.2.3.4	Television use shall be addressed in the warnings by following either 10.2.3.4(1) or 10.2.3.4(2). (1) For clothing storage units that are not designed and intended by the manufacturer to be used with a TV shall state: <b>NEVER put a TV on this product.</b> (2) For clothing storage units that are designed and intended by the manufacturer to be used with a TV, the warning shall address TV use. This may be done within the other warnings as shown in the examples or separately to comply with other standards. In either case, all warnings must be conspicuous as defined in 10.1.1.1. See Appendix X1 for reference.	P
10.2.3.5	<b>NEVER allow children to stand, climb, or hang on any drawers, doors, or shelves.</b> It is permissible to exclude any feature not included on the unit.	P
10.2.3.6	<b>NEVER open more than one drawer at a time.</b> It is permissible to exclude any feature not included on the unit.	P
10.2.3.7	When the unit includes interlocking drawers: <b>DO NOT defeat or remove the drawer interlock system; it is an important stability and safety system.</b> Units that do not include interlocking drawers shall not use this statement. It is permissible to remove "drawer," add the appropriate parts and features to this statement, or to address any specific use characteristics of the interlock system.	P
10.2.3.8	Place heaviest items in the lowest drawers. It is permissible to change drawers to a term/location better matching the unit.	P
10.2.3.9	The following statement is required below all other text, in italic letters: <b>This is a permanent label. Do not remove!</b> Alternatively, the following shall be used when markings other than a label are used and may be used with any marking type: <b>This warning is permanent. Do not remove!</b> The statement may not be larger type than any other wording on the warning.	P
10.2.3.10	For units with interlock systems described in 4.6.1.3(2), a warning addressing: <b>DO NOT remove the interlock system except for maintenance as shown. NEVER use the unit without the interlock installed following the instructions.</b> shall be added to each drawer in a location near the interlock hardware; instructions shall be shown or a location with instructions shall be referenced.	P
10.2.4	Each safety symbol panel shall measure at least 1.25 in. by 1.25 in. (31.8 mm by 31.8 mm); each safety symbol shall measure at least 1 in. by 1 in. (25.4 mm by 25.4 mm). Each symbol shall be safety black with either a safety black or safety red prohibition symbol or the symbol shall contrast with the background. The safety symbol panel for	P

This report is only responsible for the test results of the samples submitted for inspection, and is not responsible for the source of the samples submitted for inspection. This report shall not be altered, increased or deleted. Without written approval of KEYS, this test report shall not be copied except in full and published as advertisement.

Guangdong KEYS Testing Technology Co., Ltd.

Address: Building 1, No.18, Shihuan Road, Dongcheng Subdistrict, Dongguan, Guangdong, China  
Tel: 0769-89798319 E-mail: info@keys-lab.com Web: http://www.keys-lab.com



# Test Report

Report No: KEYS23122645001RH-03

Date: Dec. 29, 2023

Page 6 of 12

Clause	Testing Items	Assessment
	each symbol shall be bounded on all sides with a safety black line or the line shall contrast with the background.	
10.2.4.1	The child climbing prohibition symbol shown in Fig. 20 shall be used on all warning labels.	P
10.2.4.2	The TV prohibition symbol shown in Fig. 21 shall be used on units that include the warning in 10.2.3.4(1).	P
10.2.5	The contents of the warnings shall not be modified except as specifically indicated above and/or to include languages other than English.	P
10.2.6	The warnings shall be permanent when tested in accordance with 9.3.1, 9.3.2, or 9.3.3 as appropriate.	P

Remark : 1. P=Pass, 2. NA= Not Applicable, 3. F=Fail

## 2.1 CPSIA Total Lead:

Consumer Product Safety Improvement Act 2008 (CPSIA)(H.R.4040) Section 101  
Children's products containing lead; lead paint rule.  
CPSC - 15 U.S.C. § 1278a. Children's products containing lead; lead paint rule

## Sample Description:

No.	Description	Name
1	Paint	White Paint

## Test Method and Test Equipment:

Test Item	Test Method	Test Equipment
Total Lead(Non-Metal products)	CPSC-CH-E1002-08	ICP-OES
Total Lead(Metal products)	CPSC-CH-E1001-08	ICP-OES
Paint and Other Similar Surface Coatings	CPSC-CH-E1003-09.1	ICP-OES

This report is only responsible for the test results of the samples submitted for inspection, and is not responsible for the source of the samples submitted for inspection. This report shall not be altered, increased or deleted. Without written approval of KEYS, this test report shall not be copied except in full and published as advertisement.

Guangdong KEYS Testing Technology Co., Ltd.

Address: Building 1, No.18, Shihuan Road, Dongcheng Subdistrict, Dongguan, Guangdong, China  
Tel: 0769-89798319 E-mail: info@keys-lab.com Web: http://www.keys-lab.com



# Test Report

Report No: KEYS23122645001RH-03

Date: Dec. 29, 2023

Page 7 of 12

## Test Result:

No.	Test Item	Unit	MDL	Limit	Result
1	Total Lead(Paint)	mg/kg	5	90	N.D.

- Note:**
1. mg/kg= ppm
  2. N.D.= Not Detected(<MDL)
  3. MDL = Method Detection Limit

## 2.2. Phthalates Content Test

US Consumer Product Safety Improvement Act 2008 (CPSIA)(H.R.4040) Section 108,  
Prohibition On Sale Of Certain Products Containing Specified Phthalates .

## Test Method and Test Equipment:

Test Item	Test Method	Test Equipment
Phthalate	CPSC-CH-C1001-09.3	GC-MS

## Test Result:

Test Item(s)	Unit	Limit	MDL	Result				
				No.1	--	--	--	--
Dibutyl Phthalate(DBP)	mg/kg	1000	30	N.D.	--	--	--	--
Benzylbutyl Phthalate (BBP)	mg/kg	1000	30	N.D.	--	--	--	--
Di-(2-ethylhexyl) Phthalate(DEHP)	mg/kg	1000	30	N.D.	--	--	--	--
Diisononyl Phthalate(DINP)	mg/kg	1000	30	N.D.	--	--	--	--
Di-iso-butyl ortho-phthalate (DIBP)	mg/kg	1000	30	N.D.	--	--	--	--
Di-n-pentyl phthalate (DPENP)	mg/kg	1000	30	N.D.	--	--	--	--

This report is only responsible for the test results of the samples submitted for inspection, and is not responsible for the source of the samples submitted for inspection. This report shall not be altered, increased or deleted. Without written approval of KEYS, this test report shall not be copied except in full and published as advertisement.

**Guangdong KEYS Testing Technology Co., Ltd.**

Address: Building 1, No.18, Shihuan Road, Dongcheng Subdistrict, Dongguan,  
Guangdong, China  
Tel: 0769-89798319 E-mail: info@keys-lab.com Web: http://www.keys-lab.com



# Test Report

Report No: KEYS23122645001RH-03

Date: Dec. 29, 2023

Page 8 of 12

Test Item(s)	Unit	Limit	MDL	Result				
				No.1	--	--	--	--
Di-n-hexyl phthalate (DHEXP)	mg/kg	1000	30	N.D.	--	--	--	--
Dicyclohexyl phthalate (DCHP)	mg/kg	1000	30	N.D.	--	--	--	--

- Note:**
1. mg/kg= ppm
  2. N.D.= Not Detected(<MDL)
  3. MDL = Method Detection Limit

### 3. Formaldehyde release

ASTM E1333-22 Standard Test Method for Determining Formaldehyde Concentrations in Air and Emission Rates from Wood Products Using a Large Chamber

Temperature of the chamber: 23°C, R.H.: 50 %

Air Change rate, n[h-1]: 0.5

The environment temperature: 25°C

Emission Test Results after 3 Days

#### Result

Sample No.	Unit	MDL	Limit	Test Result
1	mg/m <sup>3</sup>	0.002	0.18	0.11

This report is only responsible for the test results of the samples submitted for inspection, and is not responsible for the source of the samples submitted for inspection. This report shall not be altered, increased or deleted. Without written approval of KEYS, this test report shall not be copied except in full and published as advertisement.

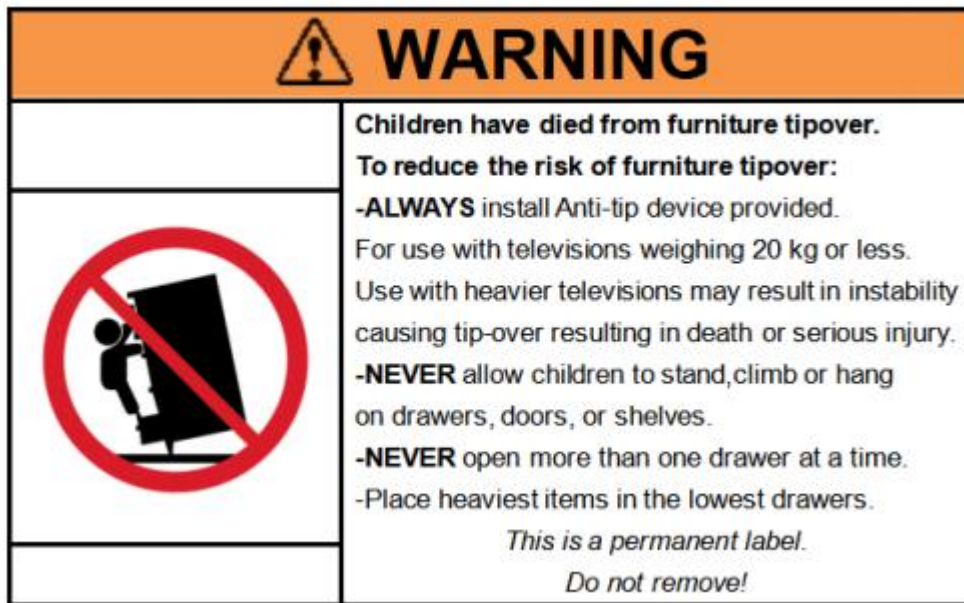
**Guangdong KEYS Testing Technology Co., Ltd.**

Address: Building 1, No.18, Shihuan Road, Dongcheng Subdistrict, Dongguan, Guangdong, China  
Tel: 0769-89798319 E-mail: info@keys-lab.com Web: http://www.keys-lab.com



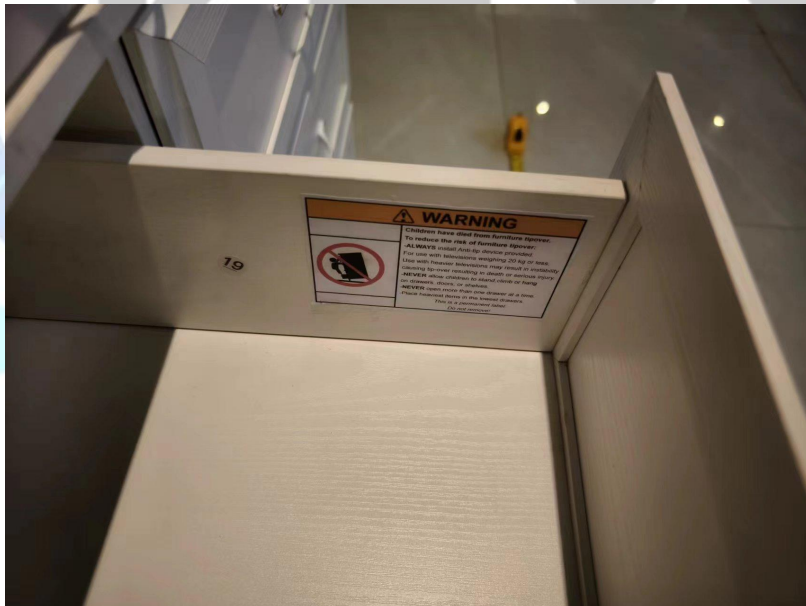
#### 4. Tracking labels for children's products

Product Label	
Manufacturer	Dapinju Home Furnishings Co., Ltd
Address	Dapinju, Jiangtian Group, Qiuchang Street, Huiyang District, Huizhou, China
Sample Name	Cabinet
Sample Model	047
Age grading	18 Years+
Production date	2023.12
Address of production	Huizhou, Guangdong, China

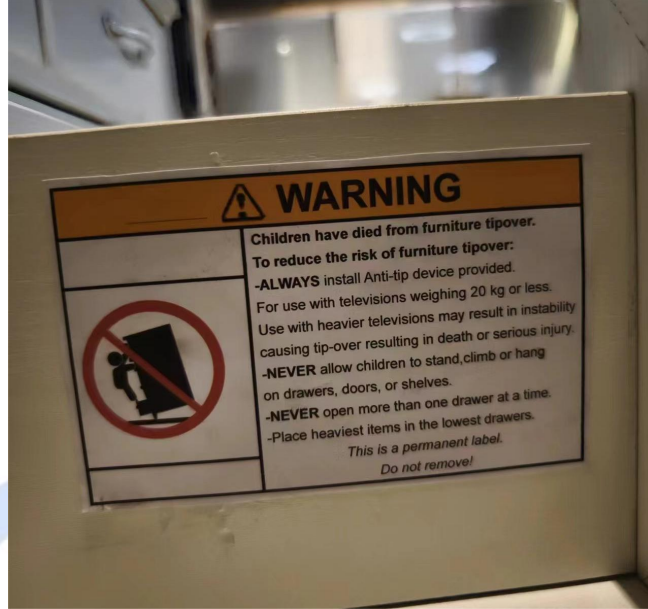


This report is only responsible for the test results of the samples submitted for inspection, and is not responsible for the source of the samples submitted for inspection. This report shall not be altered, increased or deleted. Without written approval of KEYS, this test report shall not be copied except in full and published as advertisement.

**Sample Photo:**





This report is only responsible for the test results of the samples submitted for inspection, and is not responsible for the source of the samples submitted for inspection. This report shall not be altered, increased or deleted. Without written approval of KEYS, this test report shall not be copied except in full and published as advertisement.



Product Label	
Manufacturer	Dapinju Home Furnishings Co., Ltd
Address	Dapinju, Jiangtian Group, Qiuchang Street, Huiyang District, Huizhou, China
Sample Name	Cabinet
Sample Model	047
Age grading	18 Years+
Production date	2023.12
Address of production	Huizhou, Guangdong, China

This report is only responsible for the test results of the samples submitted for inspection, and is not responsible for the source of the samples submitted for inspection. This report shall not be altered, increased or deleted. Without written approval of KEYS, this test report shall not be copied except in full and published as advertisement.

 <b>WARNING</b>	
	<p><b>Children have died from furniture tipover.</b></p> <p><b>To reduce the risk of furniture tipover:</b></p> <ul style="list-style-type: none"><li>-<b>ALWAYS</b> install Anti-tip device provided.</li></ul> <p>For use with televisions weighing 20 kg or less. Use with heavier televisions may result in instability causing tip-over resulting in death or serious injury.</p> <ul style="list-style-type: none"><li>-<b>NEVER</b> allow children to stand, climb or hang on drawers, doors, or shelves.</li><li>-<b>NEVER</b> open more than one drawer at a time.</li><li>-Place heaviest items in the lowest drawers.</li></ul> <p style="text-align: center;"><i>This is a permanent label.</i></p> <p style="text-align: center;"><i>Do not remove!</i></p>

\*\*\* End of Report \*\*\*



This report is only responsible for the test results of the samples submitted for inspection, and is not responsible for the source of the samples submitted for inspection. This report shall not be altered, increased or deleted. Without written approval of KEYS, this test report shall not be copied except in full and published as advertisement.