



# TEST REPORT

Prepared for:

**HANGZHOU MERSCO TECHNOLOGY CO., LTD**

**Room 907, Huaye Building No. 511, Jianye Road, Changhe Street, Hangzhou 310053, Zhejiang, China**

**Product Name: trampoline**

**MSG-TN-0603B, MSG-TN-0603G, MSG-TN-0803B,  
MSG-TN-0803G, MSG-TN-1003B, MSG-TN-1003G,**

**Model Name: MSG-TN-1204B, MSG-TN-1204G, MSG-TN-1406B,  
MSG-TN-1406G, MSG-TN-1506B, MSG-TN-1506G,  
MSG-TN-1606B, MSG-TN-1606G**

**Trade Mark: N/A**

**Date of Test: From January 26, 2024 to February 01, 2024**

**Date of Report: February 02, 2024**

**Report Number: HK2401261854-1RR**

Prepared by:

**Shenzhen HUAKE Testing Technology Co., LTD.**

**1-2/F., Building B2, Junfeng Zhongcheng Zhizao Innovation Park, Heping Community,  
Fuhai Street, Bao'an District, Shenzhen, Guangdong, China**



# TEST REPORT

REPORT No.: HK2401261854-1RR

Date: February 02, 2024

Page 2 of 26

**Applicant:** HANGZHOU MERSCO TECHNOLOGY CO., LTD  
**Address:** Room 907, Huaye Building No. 511, Jianye Road, Changhe Street, Hangzhou 310053, Zhejiang, China  
**Manufacturer:** JINHUA GUANGLIN SPORTS EQUIPMENT CO., LTD  
**Address:** No. 999, Shenli Road, Jinhua, Zhejiang, China

**The following sample was submitted and identified by/on behalf of the client as:**

**Sample Name:** trampoline  
 MSG-TN-0603B, MSG-TN-0603G, MSG-TN-0803B, MSG-TN-0803G,  
**Model No.:** MSG-TN-1003B, MSG-TN-1003G, MSG-TN-1204B, MSG-TN-1204G,  
 MSG-TN-1406B, MSG-TN-1406G, MSG-TN-1506B, MSG-TN-1506G,  
 MSG-TN-1606B, MSG-TN-1606G  
**Trade Mark:** N/A  
**Tested Age Grade:** Over 6 years old  
**Labeled Age Grading:** Over 6 years old  
**Appropriate Age Grade:** Over 6 years old  
**Sample Receiving Date:** January 26, 2024  
**Testing Period:** From January 26, 2024 to February 01, 2024  
**Results:** Please refer to next page(s).

Signed for and on behalf of HUAKE

Approved by: \_\_\_\_\_  
Lab Manager



# TEST REPORT

REPORT No.: HK2401261854-1RR

Date: February 02, 2024

Page 3 of 26

## Information of the Test Laboratory

Shenzhen HUAKE Testing Technology Co., Ltd.

Add.: 1-2/F., Building B2, Junfeng Zhongcheng Zhizao Innovation Park, Heping Community, Fuhai Street, Bao'an District, Shenzhen, Guangdong, China

Testing Laboratory Authorization:

A2LA Accreditation Code is 4781.01.

FCC Designation Number is CN1229.

Canada IC CAB identifier is CN0045.

CNAS Registration Number is L9589.

CPSC Certification Number is 1710

\*\*\*\*\*





# TEST REPORT

REPORT No.: HK2401261854-1RR

Date: February 02, 2024

Page 4 of 26

## Summary of Test Results:

### TEST REQUEST

### CONCLUSION

A	As specified in title 16, code of federal regulations, chapter II- consumer products safety commission of U.S.A	
	1. 16CFR 1500.50.51.52.53 Simulating use and abuse of toys	PASS
	2. 16CFR 1501 Small Objects	NA
	3. 16CFR 1500.48 Sharp point	PASS
	4. 16CFR 1500.49 Sharp edge	PASS
B	ASTM F2225-15(2020) Standard Safety Specification for Consumer Trampoline Enclosures	PASS
C	- USA 16CFR Part 1303 Ban of Lead Containing Paint and Certain Consumer Products Bearing Lead- Containing Paint	PASS
	- USA Consumer Product Safety Improvement Act (CPSIA) Sec.101 Children's products containing Lead; Lead paint rule	PASS
D	- CPSIA section 101(a)(2)-Lead in accessible substrate materials and 15 U.S.C. § 1278a Lead in Children's products	PASS
	- USA Consumer Product Safety Improvement Act (CPSIA) Sec.108 Prohibition on sale of certain products containing specified phthalates	PASS
E	- USA 16CFR Part 1307 Prohibition of Children's Toys and Child Care Articles Containing Specified Phthalates	PASS
F	- CPSA Section 14(a) (5) Tracking Labels for Children's Products (15 USC §2063(a)(5) (CPSA))	PASS

\*\*\*\*\*





# TEST REPORT

REPORT No.: HK2401261854-1RR

Date: February 02, 2024

Page 5 of 26

**Results:**

**A. As specified in title 16, code of federal regulations, chapter II- consumer products Safety commission of U.S.A**

Section	Description	Result
16CFR 1500.50.51.52.53	Normal use testing	Pass
	Abuse testing	
	Impact test	Pass
	Bite test	Pass
	Flexure test	Pass
	Torque test (53e)	Pass
	Tension test (53f)	Pass
	Compression test(53g)	Pass
16CFR 1501	Identifying toys and other articles intended for use by Children under 3 years of age which present choking, aspiration, or ingestion hazards because of small parts.	NA
16CFR 1500.48	Technical requirements for determining a sharp point in toys and other articles intended for use by children under 8 years of age.	Pass
16CFR 1500.49	Technical requirements for determining a sharp metal or glass edge in toys and other articles intended for use by children under 8 years of age.	Pass

--NA= Not Applicable

\*\*\*\*\*



# TEST REPORT

REPORT No.: HK2401261854-1RR

Date: February 02, 2024

Page 6 of 26

## B. ASTM F2225-15(2020) Standard Safety Specification for Consumer Trampoline Enclosures

Applicable Section	Description	Result
1.	<p>Scope</p> <p>1.1 This safety specification covers the components, assembly, use, labeling, and performance requirements of consumer trampoline enclosures (see Safety Specification F381).</p> <p>1.2 This specification is applicable to trampoline enclosures to be sold as an accessory to or packaged with trampolines of (1) a minimum bed size of 3300 in. 2 (2.1 m 2 ), (2) a minimum height of 20 in. (510 mm), (3) intended for the purpose of continuous, vertical jumping activities, and (4) intended for consumer use.</p> <p>1.3 This specification includes the following sections and selected subsections 1.4 This specification does not purport to address all of the hazards that may be associated with trampolines or trampoline enclosures, or both. The standard's existence alone will not necessarily prevent injuries. Like other physical activities, trampoline use involves the risk of injury, particularly if the equipment is used improperly. Similarly, the use of a trampoline enclosure alone will not necessarily prevent all injuries.</p> <p>1.5 The values stated in inch-pound units are to be regarded as standard. The values given in parentheses are mathematical conversions to SI units that are provided for information only and are not considered standard.</p> <p>1.6 The following precautionary caveat pertains only to the test methods portion of this specification. This standard does not purport to address all of the safety concerns, if any associated with its use. It is the responsibility of the user of this standard to establish appropriate safety, health, and environmental practices and determine the applicability of regulatory limitations prior to use.</p> <p>1.7 This international standard was developed in accordance with internationally recognized principles on standardization established in the Decision on Principles for the Development of International Standards, Guides and Recommendations issued by the World Trade Organization Technical Barriers to Trade (TBT) Committee</p>	
2.	Referenced Documents	
3.	Terminology	
4.	Components	
5.	General Requirements	
5.1	The barrier height shall have the following minimums:	
5.1.1	For round trampolines with bed diameter at less than 10 ft (2.5 m) – 60 in. (1.5 m).	Pass
5.1.2	For round trampolines with a bed diameter of 10 ft (2.5 m) (or more) – 72 in. (1.8 m).	NA
5.1.3	For rectangular trampolines—one-half the length of the longest bed dimension, but not less than 60 in. (1.5 m) minimum barrier height.	NA
5.2	The enclosure support (frame) system and barrier materials shall be of sufficient strength and rigidity to hold the enclosure barrier in place and withstand the loads outlined in Performance Requirement Test #1.	Pass
5.3	Support attachment system and hardware shall be subject to ready assembly by the original retail consumer and shall meet the requirements set forth in 6.1 (Performance Requirement Test #1).	Pass
5.4	All fasteners shall be manufactured in accordance with Section 5.4.2 of Guide F1077. All fasteners, connecting, and covering devices shall be inherently	Pass

The results shown in this test report refer only to the sample(s) tested unless otherwise stated and the sample(s) are retained for 30 days only. The document is issued by HUAKE, this document cannot be reproduced except in full with our prior written permission. The more details and the authenticity of the report will be confirmed at <http://www.cer-mark.com>.

TEL : +86-755 2302 9901 FAX : +86-755 2302 9901 E-mail : [service@cer-mark.com](mailto:service@cer-mark.com)

Add: 1-2F., Building B2, Junfeng Zhongcheng Zhizao Innovation Park, Heping Community, Fuhai Street, Bao'an District, Shenzhen, Guangdong, China



# TEST REPORT

REPORT No.: HK2401261854-1RR

Date: February 02, 2024

Page 7 of 26

Applicable Section	Description	Result
	corrosion resistant or be provided with corrosion resistant coating.	
5.4.1	When installed in accordance with the manufacturer's instructions, fasteners, lock washers, self-locking nuts, or other locking means shall be provided for all nuts and bolts to protect them from unintentional loosening. Hardware in moving joints shall also be secured against unintentional loosening.	Pass
5.4.2	There shall be no accessible sharp points or edges on fasteners. A cut-off bolt end projecting beyond the face of the nut shall be free of burrs, sharp points, and sharp edges. An accessible bolt end shall not extend more than two full threads beyond the face of a nut.	Pass
5.5	Connecting devices such as but not limited to S-hooks and C-hooks shall be properly closed. These connectors are considered closed when there is no gap or space greater than 0.04 in. (1 mm) when measured with a feeler gage.	Pass
5.5.1	S-hook connectors are subject to the following additional requirements: (1) No portion of the closed end of an S-hook upper loop may project beyond the vertical boundary established by the upper loop; (2) an S-hook upper loop may align with, may partially overlap, or may completely overlap the connector body. If the upper loop completely overlaps the connector body, it must not extend past the connector body, or (3) an S-hook lower loop must align with the connector body and not overlap in any way.	Pass
5.6	The enclosure barrier shall be a durable weather resistant fabric suitable for extended outdoor life. Materials used in the barrier and any fabric, cord, or webbing connections supporting the barrier that are normally exposed to sunlight shall be made of ultraviolet (UV) resistant materials.	Pass
5.7	Support (frame) members exposed to contact during foreseeable usage shall be padded. The top end of such support (frame) members shall be capped.	Pass
5.8	The barrier attachment system shall include (1) upper attachment to upright supports (frame), and (2) lower attachment to trampoline bed or trampoline frame top rails. The barrier attachment system shall be of sufficient strength and durability to withstand tearing, deformation or failure as a result of the loads outlined in 6.1 (Performance Requirement Test #1).	Pass
5.9	Enclosure Openings—The enclosure barrier shall include an opening allowing entry and exit of the user from the jumping surface. This opening, when closed according to the manufacturer's instructions, shall be of sufficient strength and durability to withstand, without tearing, deformation or failure, a direct impact of the loads at the point of the opening and 8 in. to the left and to the right of the opening (outlined in 6.1, Performance Requirement Test #1) with no penetration of any portion of the test load beyond the outer edges of the opening or any opening of the barrier itself. If the enclosure barrier opening is overlapped, the opening point is considered the midsection of the overlap.	Pass
6.	Performance Requirements	
6.1	Barrier Impact and Enclosure Support Pole (Frame) Impact Tests—Performance Requirement Test #1 requires four impacts of the maximum specified user weight applied as a dynamic side load according to the following procedures. Two of the impacts are to be directed at a point on the barrier midway between the support poles (frame) at a height mid distance between the top and bottom of the enclosure barrier. The other two impacts are to be applied against the enclosure	Pass

The results shown in this test report refer only to the sample(s) tested unless otherwise stated and the sample(s) are retained for 30 days only. The document is issued by HUAKE, this document cannot be reproduced except in full with our prior written permission. The more details and the authenticity of the report will be confirmed at <http://www.cer-mark.com>.

TEL : +86-755 2302 9901 FAX : +86-755 2302 9901 E-mail : [service@cer-mark.com](mailto:service@cer-mark.com)

Add: 1-2F., Building B2, Junfeng Zhongcheng Zhizao Innovation Park, Heping Community, Fuhai Street, Bao'an District, Shenzhen, Guangdong, China





# TEST REPORT

REPORT No.: HK2401261854-1RR

Date: February 02, 2024

Page 8 of 26

Applicable Section	Description	Result
	support poles (frame) at a height mid-distance between the top and bottom of the enclosure barrier. The impacts against the enclosure barrier and barrier attachment system shall not produce permanent deformation, tearing or breaking of any component of the enclosure barrier and barrier attachment system. The impacts against the enclosure support (frame) shall not produce permanent deformation, tearing or breaking of any component of the enclosure support (frame) or the support (frame) attachment hardware. If the measured angle of an enclosure pole is greater than 10° from its original measured angle after the test, it shall be interpreted as a permanent deformation.	
6.1.1	Procedure for Performance Requirement Test #1—The load shall be of mass equal to the maximum specified user weight. It should be composed of a bag approximately 16 in. (410 mm) in diameter by 36 in. (910 mm) tall, such as a large duffel bag filled with loosely compacted material such as sand. Alternating small bags of sand and wood chips can be used to fill the bag. The center of gravity of the duffel bag should be at the mid-point (approximately 18 in. (460 mm) from the bottom). The dynamic side load shall be applied in a pendulum motion against the enclosure barrier at the specified points (see 6.1).	Pass
6.1.1.1	Secure one side of the trampoline so that the trampoline cannot be moved or cannot slide along the surface on which the trampoline rests.	Pass
6.1.1.2	Suspend the bag (load) on a chain so that the distance to the top of the chain (pivot point) to the center of mass of the bag corresponds to one of the lengths specified in Table 1.	Pass
6.1.1.3	Position the bag (load) so that it hangs against the side of the enclosure barrier at a point midway between the enclosure support poles (frame) at a height mid-distance between the top and bottom of the enclosure barrier. The pivot point of the pendulum created by the load and chain should be positioned directly above the top of the enclosure barrier. The contact point of the bag (load) to the enclosure barrier should be on the opposite side of the enclosure from the point that secures the trampoline from movement.	Pass
(1)	Measure and record the angle of the enclosure pole nearest the intended barrier impact point, at the midpoint between the top of the enclosure pole and the uppermost point of connection to the trampoline frame with an angle finder designed for use on tubular/round surfaces. (If there are 2 enclosure poles at the same distance from the intended barrier impact point, select one as the test subject). Two measurements at this midpoint should be recorded. One measurement to be taken on the surface of the enclosure pole furthest from the center of the trampoline jump mat, and another measurement to be taken 90° around the circumference of the enclosure pole from the first measurement.	Pass
6.1.1.4	Pull the bag (load) back until the load support chain is at an angle that corresponds with the selected chain length distance in Table 1.	Pass
6.1.1.5	Release the bag (load) into the enclosure barrier. FIG. 1 Requirements for Connecting Devices F2225 – 15 (2020) (1) Re-measure the angles described in 6.1.1.3 (1) and record.	Pass
6.1.1.6	Repeat the test in 6.1.1.1–6.1.1.5 (1).	Pass
6.1.1.7	Repeat the set up in 6.1.1.1 and 6.1.1.2 in preparation for impact tests against the enclosure support poles (frame) at a height mid-distance between the top and bottom of the support pole. Position the bag (load) so that it hangs against the enclosure support pole (frame) on the inside of the enclosure. The pivot point of	Pass

The results shown in this test report refer only to the sample(s) tested unless otherwise stated and the sample(s) are retained for 30 days only. The document is issued by HUAKE, this document cannot be reproduced except in full with our prior written permission. The more details and the authenticity of the report will be confirmed at <http://www.cer-mark.com>.

TEL : +86-755 2302 9901 FAX : +86-755 2302 9901 E-mail : [service@cer-mark.com](mailto:service@cer-mark.com)

Add: 1-2F., Building B2, Junfeng Zhongcheng Zhizao Innovation Park, Heping Community, Fuhai Street, Bao'an District, Shenzhen, Guangdong, China





# TEST REPORT

REPORT No.: HK2401261854-1RR

Date: February 02, 2024

Page 9 of 26

Applicable Section	Description	Result
	the pendulum created by the load and chain should be positioned directly above the top of the enclosure support pole (frame). The contact point of the bag (load) should be on the opposite side of the enclosure from the secured point established in 6.1.1.1.	
(1)	Measure and record the angle of the enclosure pole to be impacted at the midpoint between the top of the enclosure pole and the uppermost point of connection to the trampoline frame with an angle finder designed for use on tubular/round surfaces. Two measurements at this midpoint should be recorded. One measurement to be taken on the surface of the enclosure pole furthest from the center of the trampoline jump mat, and another measurement to be taken 90° around the circumference of the enclosure pole from the first measurement.	Pass
6.1.1.8	Pull the bag (load) back until the load support chain is at an angle that corresponds with the selected chain length distance in Table 1.	Pass
6.1.1.9	Release the bag (load) into the enclosure support pole (frame). (1) Re-measure the angles described in 6.1.1.7 (1) and record.	Pass
6.1.1.10	Repeat the test in 6.1.1.6–6.1.1.9 (1).	Pass
6.1.1.11	Repeat the set-up in 6.1.1.1 and 6.1.1.2 in preparation for impact tests against the enclosure opening at a height as close as possible to the mid-distance between the top and bottom of the opening. Position the bag (load) so that it hangs against the enclosure opening on the inside of the enclosure. The pivot point of the pendulum created by the load and chain should be positioned directly above the top of the enclosure opening. The contact point of the bag (load) should be on the opposite side of the enclosure from the secured point established in 6.1.1.1.	Pass
6.1.1.12	Pull the bag (load) back until the load support chain is at an angle that corresponds with the selected chain length distance in Table 1.	Pass
6.1.1.13	Release the bag (load) into the enclosure opening.	Pass
6.1.1.14	Repeat the preparation for impact tests as established in 6.1.1.11, except the position of the bag (load) is 8 in to the right, as measured from the inside of the enclosure, from the enclosure opening as established in 6.1.1.11.	Pass
6.1.1.15	Repeat the test methods in 6.1.1.12 and 6.1.1.13.	Pass
6.1.1.16	Repeat the preparation for impact tests as established in 6.1.1.11, except the position of the bag (load) is 8 in. to the left, as measured from the inside of the enclosure, from the enclosure opening as established in 6.1.1.11.	Pass
6.1.1.17	Repeat the test methods in 6.1.1.12 and 6.1.1.13.	Pass
6.2	Performance Requirement Test #2 requires that, following assembly of the trampoline enclosure in accordance with the instructions provided to the consumer, there shall be no sharp edges or points on any portion of the trampoline enclosure capable of inflicting a cut on a child during normal use or reasonably foreseeable abuse. All points and edges on the trampoline enclosure shall be tested for sharpness in accordance with the federal technical requirements in 16 CFR 1500.48 and CFR1500.49 referenced in 2.3.	Pass
6.3	Performance Requirement Test #3 requires that there shall be no pinch, crush, or shear points caused by junctures of two components moving relative to one another, or at an opening present in the enclosure support (frame) attachment system or the enclosure barrier attachment system while the enclosure system is in normal use. Pinch, crush, or shear points shall be deemed to be any point that	Pass

The results shown in this test report refer only to the sample(s) tested unless otherwise stated and the sample(s) are retained for 30 days only. The document is issued by HUAKE, this document cannot be reproduced except in full with our prior written permission. The more details and the authenticity of the report will be confirmed at <http://www.cer-mark.com>.

TEL : +86-755 2302 9901 FAX : +86-755 2302 9901 E-mail : [service@cer-mark.com](mailto:service@cer-mark.com)

Add: 1-2F., Building B2, Junfeng Zhongcheng Zhizao Innovation Park, Heping Community, Fuhai Street, Bao'an District, Shenzhen, Guangdong, China



# TEST REPORT

REPORT No.: HK2401261854-1RR

Date: February 02, 2024

Page 10 of 26

Applicable Section	Description	Result
	allows a 3/16 in. (5 mm)diameter neoprene rod to enter at one or more positions or entraps a 1/2 -in. (13-mm) diameter neoprene rod. Entrapment shall mean that a force of more than 2 lbf (9 N) is required to pull out the rod. The neoprene rods shall have a hardness reading between 50 and 60 as determined by a Type A durometer in accordance with Test Method D2240.	
6.4	User Containment—Performance Requirement Test #4 requires that a trampoline enclosure shall be designed and constructed so that when assembled and the enclosure opening is closed (see 5.9), there shall be no accessible opening that presents the risk of accidental head or neck entrapment, or unintentional user exit, by either a head first or feet first entry into the opening. Openings between the ground and the bottom edge of the equipment (such as rails and the base of the frame, etc.) are exempt from this requirement.	Pass
6.4.1	Accessible Openings—Any completely bounded opening that completely accepts the torso test probe. A completely bounded opening is accessible when a torso test probe (see Fig. 2) may be inserted into the opening to a depth of 4 in. (100mm) using the following test method.	Pass
6.4.2	Containment Test Procedure for Completely Bounded Rigid Openings—Place the torso probe in the opening, tapered end first, with the plane of its base parallel to the plane of the opening; rotate the probe while keeping its base parallel to the plane of the opening.	Pass
6.4.2.1	An opening can pass this test if the opening does not admit the torso probe.	Pass
6.4.2.2	An opening fails the test under the following condition: The opening admits the test probe.	Pass
6.4.3	Containment Test Procedure for Non rigid Openings—A non rigid opening located in components such as, but not limited to, flexible netting and barriers, tarps and plastic barriers, is considered accessible if a torso probe will penetrate the opening to a depth of 4 in. (100 mm) when tested in accordance with 6.4.1. Place the torso probe in the opening, tapered end first, with the plane of its base parallel to the plane of the opening; rotate the probe while keeping its base parallel to the plane of the opening; apply 50 lbf (222 N) while attempting to push the probe through the opening.	Pass
6.4.3.1	A nonrigid opening can pass this test if the opening does not allow the torso probe to be inserted so deep that the opening admits the base of the probe when it is rotated to any orientation about its own axis.	Pass
6.4.3.2	A nonrigid opening fails the test under the following condition: The opening allows full passage of the torso probe.	Pass
6.5	Ultraviolet (UV) Resistant Materials Test:	Pass
6.5.1	The barrier and any fabric, cord, or webbing connections supporting the barrier that are normally exposed to sunlight shall be exposed for ultraviolet (UV) resistance using accelerated weathering chambers and shall retain at least 80 % of its original tensile strength.	Pass
6.5.2	Specimens to be tested shall be normal tensile test samples from the finished material.	Pass
6.5.3	Tensile Test—Test exposed and non-exposed (control samples) tensile test samples, in accordance with Test Method D638, at a testing rate of 2 in./min (55 mm/min).	Pass

The results shown in this test report refer only to the sample(s) tested unless otherwise stated and the sample(s) are retained for 30 days only. The document is issued by HUAKE, this document cannot be reproduced except in full with our prior written permission. The more details and the authenticity of the report will be confirmed at <http://www.cer-mark.com>.

TEL : +86-755 2302 9901 FAX : +86-755 2302 9901 E-mail : [service@cer-mark.com](mailto:service@cer-mark.com)

Add: 1-2F., Building B2, Junfeng Zhongcheng Zhizao Innovation Park, Heping Community, Fuhai Street, Bao'an District, Shenzhen, Guangdong, China



# TEST REPORT

REPORT No.: HK2401261854-1RR

Date: February 02, 2024

Page 11 of 26

Applicable Section	Description	Result
6.5.4	The specimens are to be exposed according to the following procedures: Accelerated Weathering Procedure (Xenon Lamp Exposure). The test procedure shall be in accordance with AATCC 169, except the following deviations apply:	Pass
(1)	The apparatus shall be equipped with an automatic light monitor and shall be capable of automatically controlling irradiance, temperature, and humidity.	Pass
(2)	The exterior (face) side of the cloth shall be exposed to the light source. The weathering test cycle shall be 40 min of light, 20 min of light with water spray on the fabric face, 60 min of light, 60 min of darkness. The test cycle shall be repeated until the total energy exposure is equal to 500 kJ/m <sup>2</sup> at 340 nm (or 61 MJ/m <sup>2</sup> at 300 nm – 400 nm), which is approximately 500 h exposure in the test apparatus.	Pass
(3)	The irradiance level shall be either 0.40 W/m <sup>2</sup> band pass at 340 nm, or 1.0 W/m <sup>2</sup> at 300 nm – 400 nm.	Pass
(4)	The glass filter combination shall be a borosilicate type "S" filter in the inner position and a borosilicate type "S" in the outer position. Alternate filter combinations are acceptable, provided that the equipment manufacturer provides a letter certifying that the irradiance levels are comparable to those specified within 610 %.	Pass
(5)	The relative humidity shall be 50 ± 5 % during the light cycle and not lower than 95 % during the dark cycle.	Pass
(6)	The control set points shall be as follows: (7) The test specimens shall fit the specimen rack of the apparatus with no wrinkles or gaps. The test specimen shall be mounted on the outside of the rack with the use of appropriate stainless steel spring clips. After the required exposure period, the specimens shall be removed from the apparatus and allowed to dry and condition at standard atmospheric conditions. Then, test specimens for each required test shall be cut and tested appropriately	Pass
7.	Information Packet	Pass
7.1	Packet Marking and Contents:	Pass
7.2	Assembly and Installation Instructions:	Pass
7.3	Care and Maintenance Instructions	Pass
7.4	Warning Information	Pass
7.5	Use Instructions	Pass
8.	Product Marking	Pass
8.1	Identification	Pass
8.2	On-Enclosure Warnings	Pass
8.3	Instruction Placard	Pass
9.	Packaging and Package Marking	Pass
10.	Keywords	

Note:

--NA= Not Applicable

\*\*\*\*\*

The results shown in this test report refer only to the sample(s) tested unless otherwise stated and the sample(s) are retained for 30 days only. The document is issued by HUAKE, this document cannot be reproduced except in full with our prior written permission. The more details and the authenticity of the report will be confirmed at <http://www.cer-mark.com>.

TEL : +86-755 2302 9901 FAX : +86-755 2302 9901 E-mail : [service@cer-mark.com](mailto:service@cer-mark.com)

Add: 1-2F., Building B2, Junfeng Zhongcheng Zhizao Innovation Park, Heping Community, Fuhai Street, Bao'an District, Shenzhen, Guangdong, China





# TEST REPORT

REPORT No.: HK2401261854-1RR

Date: February 02, 2024

Page 12 of 26

**Tested part(s):**

Seq. no	Part(s) name	Sample description
1	Red coating (Silver metal)	Zipper head
2	Yellow plastic	Zipper tooth
3	Black plastic net	Mesh cloth

**C. USA 16CFR Part 1303 Ban of Lead Containing Paint and Certain Consumer Products Bearing Lead-Containing Paint**

**Test method:** With reference to CPSC-CH-E1003-09.1, sample was digested with acid mixture and analyzed by inductively coupled plasma atomic emission spectrometer (ICP-AES)

Item	Unit	MDL	Results		Limit
			1		
Lead Content (Pb)	mg/kg	5	N.D.		90
<b>Conclusion</b>	/	/	<b>Pass</b>		/

**D. USA Consumer Product Safety Improvement Act (CPSIA) Sec.101 Children’s products containing Lead; Lead paint rule**

**(1) Substrate Materials**

**Test method:** With reference to CPSC-CH-E1001-08.3; CPSC-CH-E1002-08.3, by acid digestion and analysis was performed by inductively coupled plasma atomic emission spectrometer (ICP-AES).

Item	Unit	MDL	Results		Limit
			1	2+3	
Lead Content (Pb)	mg/kg	5	N.D.	N.D.	100
<b>Conclusion</b>	/	/	<b>Pass</b>	<b>Pass</b>	/

**(2) Paint and similar surface coating material**

**Test method:** With reference to CPSC-CH-E1003-09.1, sample was digested with acid mixture and analyzed by inductively coupled plasma atomic emission spectrometer (ICP-AES)

Item	Unit	MDL	Results		Limit
			1		
Lead Content (Pb)	mg/kg	5	N.D.		90
<b>Conclusion</b>	/	/	<b>Pass</b>		/

\*\*\*\*\*



# TEST REPORT

REPORT No.: HK2401261854-1RR

Date: February 02, 2024

Page 13 of 26

## E. USA Consumer Product Safety Improvement Act (CPSIA) Sec.108 Prohibition on sale of certain products containing specified phthalates

### USA 16CFR Part 1307 Prohibition of Children’s Toys and Child Care Articles Containing Specified Phthalates

**Test method:** With reference to CPSC-CH-C1001-09.4, by solvent extraction and analysis was performed by gas chromatographic-mass spectrometer (GC-MS).

Item	Unit	MDL	Results	Limit
			2+3	
Dibutyl Phthalate (DBP)	mg/kg	30	N.D.	1000
Benzylbutyl Phthalate (BBP)	mg/kg	30	N.D.	1000
Bis-(2-ethylhexyl) Phthalate(DEHP)	mg/kg	30	N.D.	1000
Diisononyl Phthalate (DINP)	mg/kg	100	N.D.	1000
Di-isobutyl Phthalate (DIBP)	mg/kg	100	N.D.	1000
Dicyclohexyl Phthalate (DCHP)	mg/kg	100	N.D.	1000
Di-n-hexyl Phthalate (DHEXP)	mg/kg	100	N.D.	1000
Di-n-pentyl Phthalates (DPENP)	mg/kg	100	N.D.	1000
<b>Conclusion</b>	/	/	<b>Pass</b>	/

**Note:**

- N.D. =Not Detected or less than MDL.
- MDL=Method Detection Limit.
- NA= Not Applicable
- %=Percentage by weight.
- 0.1%=1000mg/kg, mg/kg=ppm.
- "+"=The test result is obtained from composite testing on materials linked with "+" mark, it is possible that individual test result can be higher if materials are tested separately. This had been taken in account in the conclusion of this report.

\*\*\*\*\*



# TEST REPORT

## F. CPSA Section 14(a) (5) Tracking Labels for Children's Products (15 USC §2063(a)(5) (CPSA))

Applicable Section	Description	Result
(a)(5) (A)	Effective 1 year after the date of enactment of the Consumer Product Safety Improvement Act of 2008, the manufacturer of a children's product shall place permanent, distinguishing marks on the product and its packaging, to the extent practicable, that will enable—	Pass
(i)	the manufacturer to ascertain the location and date of production of the product, cohort information (including the batch, run number, or other identifying characteristic), and any other information determined by the manufacturer to facilitate ascertaining the specific source of the product by reference to those marks; and	Pass
(ii)	the ultimate purchaser to ascertain the manufacturer or private labeler, location and date of production of the product, and cohort information (including the batch, run number, or other identifying characteristic).	Pass
(B)	The Commission may, by regulation, exclude a specific product or class of products from the requirements in subparagraph (A) if the Commission determines that it is not practicable for such product or class of products to bear the marks required by such subparagraph. The Commission may establish alternative requirements for any product or class of products excluded under the preceding sentence consistent with the purposes described in clauses (i) and (ii) of subparagraph (A).	NA
(b)	The Commission may by rule prescribe reasonable testing programs for any product which is subject to a consumer product safety rule under this Act, or a similar rule, regulation, standard, or ban under any other Act enforced by the Commission, and for which a certificate is required under subsection (a). Any test or testing program on the basis of which a certificate is issued under subsection (a) may, at the option of the person required to certify the product, be conducted by an independent third party qualified to perform such tests, unless the Commission, by rule, requires testing by an independent third party for a particular rule, regulation, standard, or ban, or for a particular class of products.	Pass
(c)	The Commission may by rule require the use and prescribe the form and content of labels which contain the following information (or that portion of it specified in the rule) —	Pass
(1)	The date and place of manufacture of any consumer product.	Pass
(2)	The cohort information (including the batch, run number, or other identifying characteristic) of the product.	Pass
(3)	A suitable identification of the manufacturer of the consumer product, unless the product bears a private label in which case it shall identify the private labeler and shall also contain a code mark which will permit the seller of such product to identify the manufacturer thereof to the purchaser upon his request.	Pass
(4)	In the case of a consumer product subject to a consumer product safety rule, a certification that the product meets all applicable consumer product safety standards and a specification of the standards which are applicable. Such labels, where practicable, may be required by the Commission to be permanently marked on or affixed to any such consumer product. The Commission may, in appropriate cases, permit information required under	Pass

The results shown in this test report refer only to the sample(s) tested unless otherwise stated and the sample(s) are retained for 30 days only. The document is issued by HUAKE, this document cannot be reproduced except in full with our prior written permission. The more details and the authenticity of the report will be confirmed at <http://www.cer-mark.com>.

TEL : +86-755 2302 9901 FAX : +86-755 2302 9901 E-mail : [service@cer-mark.com](mailto:service@cer-mark.com)

Add: 1-2F., Building B2, Junfeng Zhongcheng Zhizao Innovation Park, Heping Community, Fuhai Street, Bao'an District, Shenzhen, Guangdong, China





# TEST REPORT

REPORT No.: HK2401261854-1RR

Date: February 02, 2024

Page 15 of 26

Applicable Section	Description	Result
	paragraphs (1) and (2) of this subsection to be coded.	
(d)	REQUIREMENT FOR ADVERTISEMENTS.—No advertisement for a consumer product or label or packaging of such product may contain a reference to a consumer product safety rule or a voluntary consumer product safety standard unless such product conforms with the applicable safety requirements of such rule or standard.	Pass
(e)	WITHDRAWAL OF ACCREDITATION-	Pass
(f)	DEFINITIONS.--In this section	Pass
(g)	REQUIREMENTS FOR CERTIFICATES.-- (1) IDENTIFICATION OF ISSUER AND CONFORMITY ASSESSMENT BODY.--Every certificate required under this section shall identify the manufacturer or private labeler issuing the certificate and any third party conformity assessment body on whose testing the certificate depends. The certificate shall include, at a minimum, the date and place of manufacture, the date and place where the product was tested, each party's name, full mailing address, telephone number, and contact information for the individual responsible for maintaining records of test results.	Pass
(h)	RULE OF CONSTRUCTION.	Pass
(i)	ADDITIONAL REGULATIONS FOR THIRD PARTY TESTING	Pass

\*\*\*\*\*

### \*\* Modified History \*\*

Revision	Description	Issued Data	Remark
Revision 1.0	Initial Test Report Release	2024/02/02	Jason Zhou



# TEST REPORT

REPORT No.: HK2401261854-1RR

Date: February 02, 2024

Page 16 of 26

## Photograph of Sample



The results shown in this test report refer only to the sample(s) tested unless otherwise stated and the sample(s) are retained for 30 days only. The document is issued by HUAKE, this document cannot be reproduced except in full with our prior written permission. The more details and the authenticity of the report will be confirmed at <http://www.cer-mark.com>.

TEL : +86-755 2302 9901 FAX : +86-755 2302 9901 E-mail : [service@cer-mark.com](mailto:service@cer-mark.com)

Add: 1-2F., Building B2, Junfeng Zhongcheng Zhizao Innovation Park, Heping Community, Fuhai Street, Bao'an District, Shenzhen, Guangdong, China



# TEST REPORT

REPORT No.: HK2401261854-1RR

Date: February 02, 2024

Page 17 of 26



The results shown in this test report refer only to the sample(s) tested unless otherwise stated and the sample(s) are retained for 30 days only. The document is issued by HUAKE, this document cannot be reproduced except in full with our prior written permission. The more details and the authenticity of the report will be confirmed at <http://www.cer-mark.com>.

TEL : +86-755 2302 9901 FAX : +86-755 2302 9901 E-mail : [service@cer-mark.com](mailto:service@cer-mark.com)

Add: 1-2F., Building B2, Junfeng Zhongcheng Zhizao Innovation Park, Heping Community, Fuhai Street, Bao'an District, Shenzhen, Guangdong, China





# TEST REPORT

REPORT No.: HK2401261854-1RR

Date: February 02, 2024

Page 18 of 26



The results shown in this test report refer only to the sample(s) tested unless otherwise stated and the sample(s) are retained for 30 days only. The document is issued by HUAKE, this document cannot be reproduced except in full with our prior written permission. The more details and the authenticity of the report will be confirmed at <http://www.cer-mark.com>.

TEL : +86-755 2302 9901 FAX : +86-755 2302 9901 E-mail : [service@cer-mark.com](mailto:service@cer-mark.com)

Add: 1-2F., Building B2, Junfeng Zhongcheng Zhizao Innovation Park, Heping Community, Fuhai Street, Bao'an District, Shenzhen, Guangdong, China



# TEST REPORT

REPORT No.: HK2401261854-1RR

Date: February 02, 2024

Page 19 of 26



The results shown in this test report refer only to the sample(s) tested unless otherwise stated and the sample(s) are retained for 30 days only. The document is issued by HUAKE, this document cannot be reproduced except in full with our prior written permission. The more details and the authenticity of the report will be confirmed at <http://www.cer-mark.com>.

TEL : +86-755 2302 9901 FAX : +86-755 2302 9901 E-mail : [service@cer-mark.com](mailto:service@cer-mark.com)

Add: 1-2F., Building B2, Junfeng Zhongcheng Zhizao Innovation Park, Heping Community, Fuhai Street, Bao'an District, Shenzhen, Guangdong, China



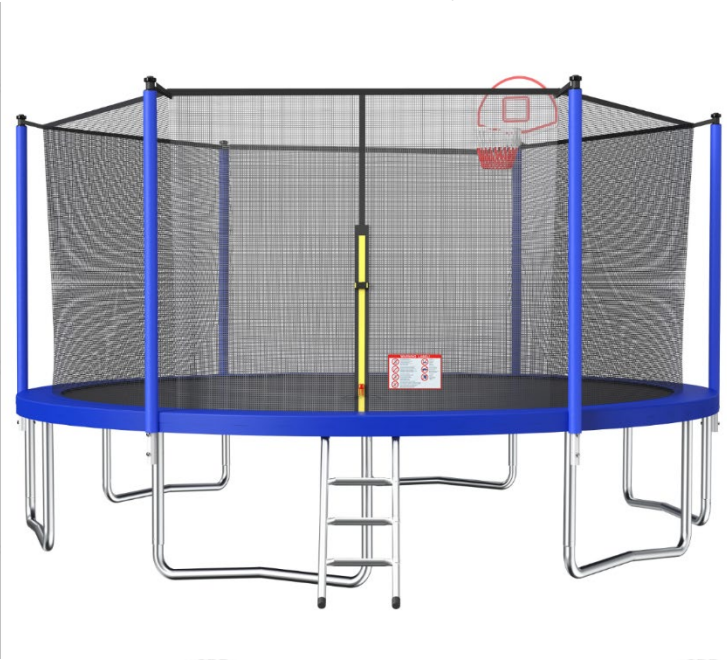


# TEST REPORT

REPORT No.: HK2401261854-1RR

Date: February 02, 2024

Page 20 of 26



The results shown in this test report refer only to the sample(s) tested unless otherwise stated and the sample(s) are retained for 30 days only. The document is issued by HUAKE, this document cannot be reproduced except in full with our prior written permission. The more details and the authenticity of the report will be confirmed at <http://www.cer-mark.com>.

TEL : +86-755 2302 9901 FAX : +86-755 2302 9901 E-mail : [service@cer-mark.com](mailto:service@cer-mark.com)

Add: 1-2F., Building B2, Junfeng Zhongcheng Zhizao Innovation Park, Heping Community, Fuhai Street, Bao'an District, Shenzhen, Guangdong, China



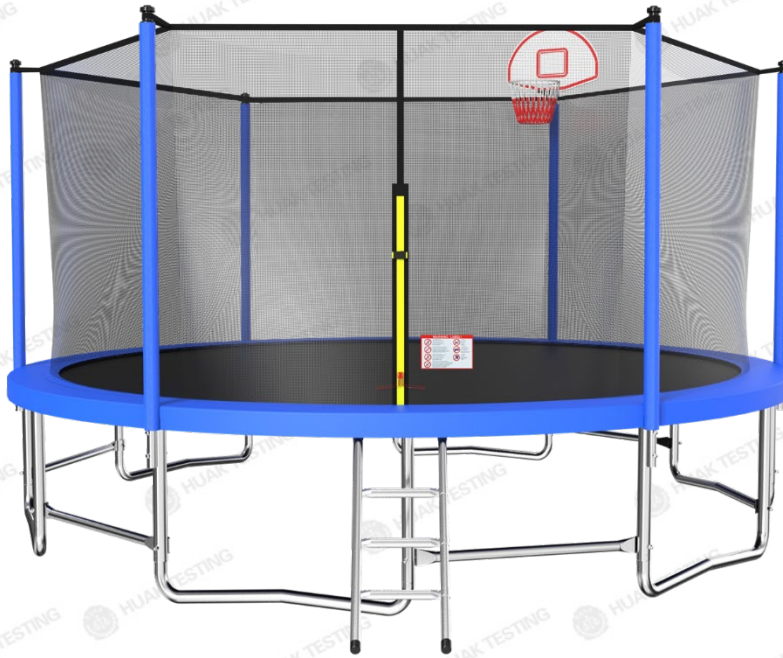


# TEST REPORT

REPORT No.: HK2401261854-1RR

Date: February 02, 2024

Page 21 of 26



The results shown in this test report refer only to the sample(s) tested unless otherwise stated and the sample(s) are retained for 30 days only. The document is issued by HUAKE, this document cannot be reproduced except in full with our prior written permission. The more details and the authenticity of the report will be confirmed at <http://www.cer-mark.com>.

TEL : +86-755 2302 9901 FAX : +86-755 2302 9901 E-mail : [service@cer-mark.com](mailto:service@cer-mark.com)

Add: 1-2F., Building B2, Junfeng Zhongcheng Zhizao Innovation Park, Heping Community, Fuhai Street, Bao'an District, Shenzhen, Guangdong, China



# TEST REPORT

REPORT No.: HK2401261854-1RR

Date: February 02, 2024

Page 22 of 26



The results shown in this test report refer only to the sample(s) tested unless otherwise stated and the sample(s) are retained for 30 days only. The document is issued by HUAKE, this document cannot be reproduced except in full with our prior written permission. The more details and the authenticity of the report will be confirmed at <http://www.cer-mark.com>.

TEL : +86-755 2302 9901 FAX : +86-755 2302 9901 E-mail : [service@cer-mark.com](mailto:service@cer-mark.com)

Add: 1-2F., Building B2, Junfeng Zhongcheng Zhizao Innovation Park, Heping Community, Fuhai Street, Bao'an District, Shenzhen, Guangdong, China





# TEST REPORT

REPORT No.: HK2401261854-1RR

Date: February 02, 2024

Page 23 of 26



The results shown in this test report refer only to the sample(s) tested unless otherwise stated and the sample(s) are retained for 30 days only. The document is issued by HUAKE, this document cannot be reproduced except in full with our prior written permission. The more details and the authenticity of the report will be confirmed at <http://www.cer-mark.com>.

TEL : +86-755 2302 9901 FAX : +86-755 2302 9901 E-mail : [service@cer-mark.com](mailto:service@cer-mark.com)

Add: 1-2F., Building B2, Junfeng Zhongcheng Zhizao Innovation Park, Heping Community, Fuhai Street, Bao'an District, Shenzhen, Guangdong, China






# TEST REPORT

REPORT No.: HK2401261854-1RR

Date: February 02, 2024

Page 24 of 26



The results shown in this test report refer only to the sample(s) tested unless otherwise stated and the sample(s) are retained for 30 days only. The document is issued by HUAKE, this document cannot be reproduced except in full with our prior written permission. The more details and the authenticity of the report will be confirmed at <http://www.cer-mark.com>.

TEL : +86-755 2302 9901 FAX : +86-755 2302 9901 E-mail : [service@cer-mark.com](mailto:service@cer-mark.com)

Add: 1-2F., Building B2, Junfeng Zhongcheng Zhizao Innovation Park, Heping Community, Fuhai Street, Bao'an District, Shenzhen, Guangdong, China



# TEST REPORT

REPORT No.: HK2401261854-1RR

Date: February 02, 2024

Page 25 of 26



The results shown in this test report refer only to the sample(s) tested unless otherwise stated and the sample(s) are retained for 30 days only. The document is issued by HUAKE, this document cannot be reproduced except in full with our prior written permission. The more details and the authenticity of the report will be confirmed at <http://www.cer-mark.com>.

TEL : +86-755 2302 9901 FAX : +86-755 2302 9901 E-mail : [service@cer-mark.com](mailto:service@cer-mark.com)

Add: 1-2F., Building B2, Junfeng Zhongcheng Zhizao Innovation Park, Heping Community, Fuhai Street, Bao'an District, Shenzhen, Guangdong, China






# TEST REPORT

REPORT No.: HK2401261854-1RR

Date: February 02, 2024

Page 26 of 26



HUAK authenticate the photo on original report only

**\*\*\* End of Report \*\*\***

Remark: This report is considered invalidated without the Special Seal for Inspection of the HUAK. This report shall not be altered, increased or deleted. The results shown on this test report refer only to the sample(s) tested unless otherwise stated, under the conditions agreed upon. Anyone who uses this report should understand all of the details of the engagement. Without written approval of HUAK, this test report shall not be copied except in full and published as advertisement.

The results shown in this test report refer only to the sample(s) tested unless otherwise stated and the sample(s) are retained for 30 days only. The document is issued by HUAK, this document cannot be reproduced except in full with our prior written permission. The more details and the authenticity of the report will be confirmed at <http://www.cer-mark.com>.

TEL : +86-755 2302 9901 FAX : +86-755 2302 9901 E-mail : [service@cer-mark.com](mailto:service@cer-mark.com)

Add: 1-2F., Building B2, Junfeng Zhongcheng Zhizao Innovation Park, Heping Community, Fuhai Street, Bao'an District, Shenzhen, Guangdong, China