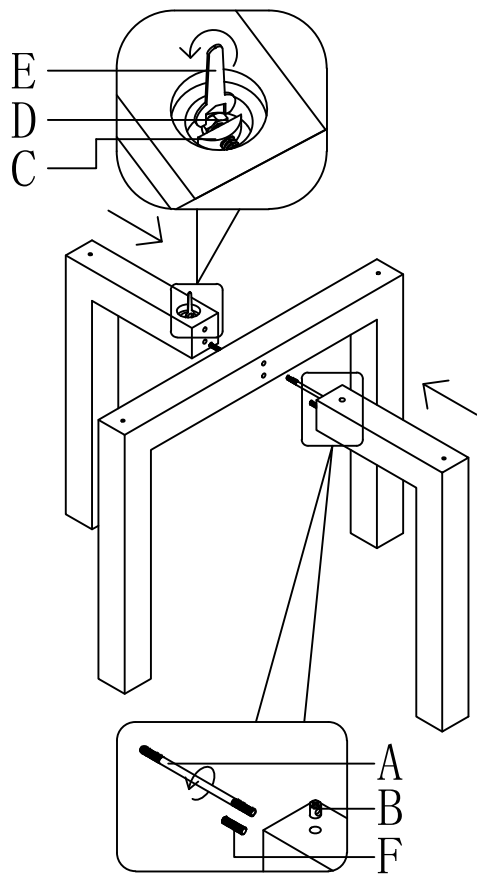
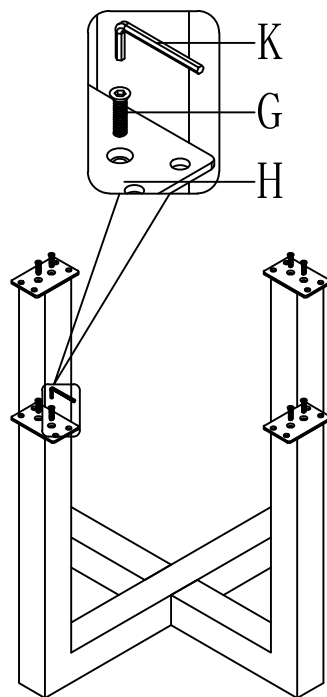


ASSEMBLY INSTRUCTION

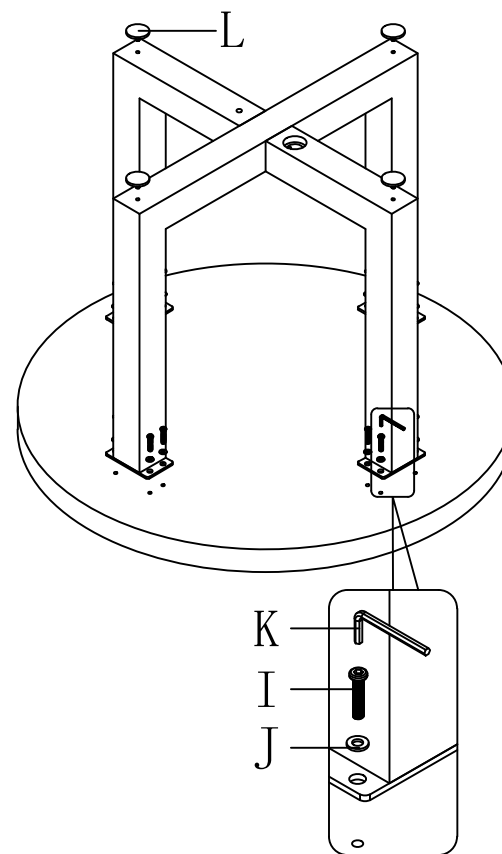
STEP 1




STEP 2

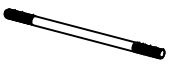






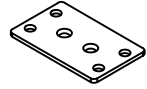






STEP 3



DI-116



<p>A  1pc M8*175mm</p>	<p>B  1pc</p>	<p>C  1pc</p>	<p>D  1pc</p>	<p>E  1pc</p>	<p>F  2pcs</p>
<p>G  8pcs M8*25mm</p>	<p>H  4pcs</p>	<p>I  16pcs M8*30mm</p>	<p>J  16pcs</p>	<p>K  1pc</p>	<p>L  4pcs</p>